



MARKYT 

Community Scorecard

2024

Prepared for



Prepared by



Strategic overview	3
Approach	5
Overall performance	10
MARKYT® industry comparisons	13
MARKYT® community trends	18
MARKYT® community priorities	21
Community action plans to address the top priorities	24
Performance against key pillars in the Strategic Community Plan:	
People	32
Planet	50
Place	62
Prosperity	70
Performance	78
Overview of community variances	95
MARKYT® community priorities – other stakeholder groups	99

Strategic overview

Vision



38

% agree

11% points above Industry Average and up 4% points from 2023

Liveability

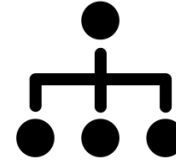


90

Performance Index Score

16 index points above Industry Average and up 2 points from 2023

Governance



63

Performance Index Score

12 index points above Industry Average and up 2 points from 2023

Rates Value



55

Performance Index Score

14 index points above Industry Average and up 2 points from 2023

Strengths

Top performers

- Public transport
- Playgrounds, parks and reserves
- Subiaco Library
- Festivals, events, art and cultural activities

Most improved

- Subiaco Town Centre development and activations
- Support for local businesses

Strongest compared to other councils

- The City of Subiaco is the industry leader in 17 service areas

Priorities



Responsible growth and development



Parking management



Festivals, events, art and cultural activities



Subiaco Town Centre development



Community safety and crime prevention



Playgrounds, parks and reserves

Approach

Purpose



Department of Local Government, Sport and Cultural Industries

The Local Government Act requires local councils to develop a **Plan for the Future**. The IP&R guidelines suggest this plan has a major review every four years, and a minor review every two years.

MARKYT Community Scorecard

The City of Subiaco commissioned a MARKYT® Community Scorecard to:

- Support a review of its Plan for the Future
- Assess performance against objectives and key performance indicators (KPIs) in the Plan for the Future
- Determine community priorities
- Benchmark performance



Strategic Community Plan

2017 – 2027



The Study

The City of Subiaco commissioned CATALYSE® to conduct an independent MARKYT® Community Scorecard.

Scorecard invitations were sent to 8,000 randomly selected households; 1,000 by mail and 7,000 by email. The City of Subiaco provided supporting promotions through its communication channels.

The scorecard was open from 15 April to 6 May 2024 and completed by **990 community members** with various connections to the City.

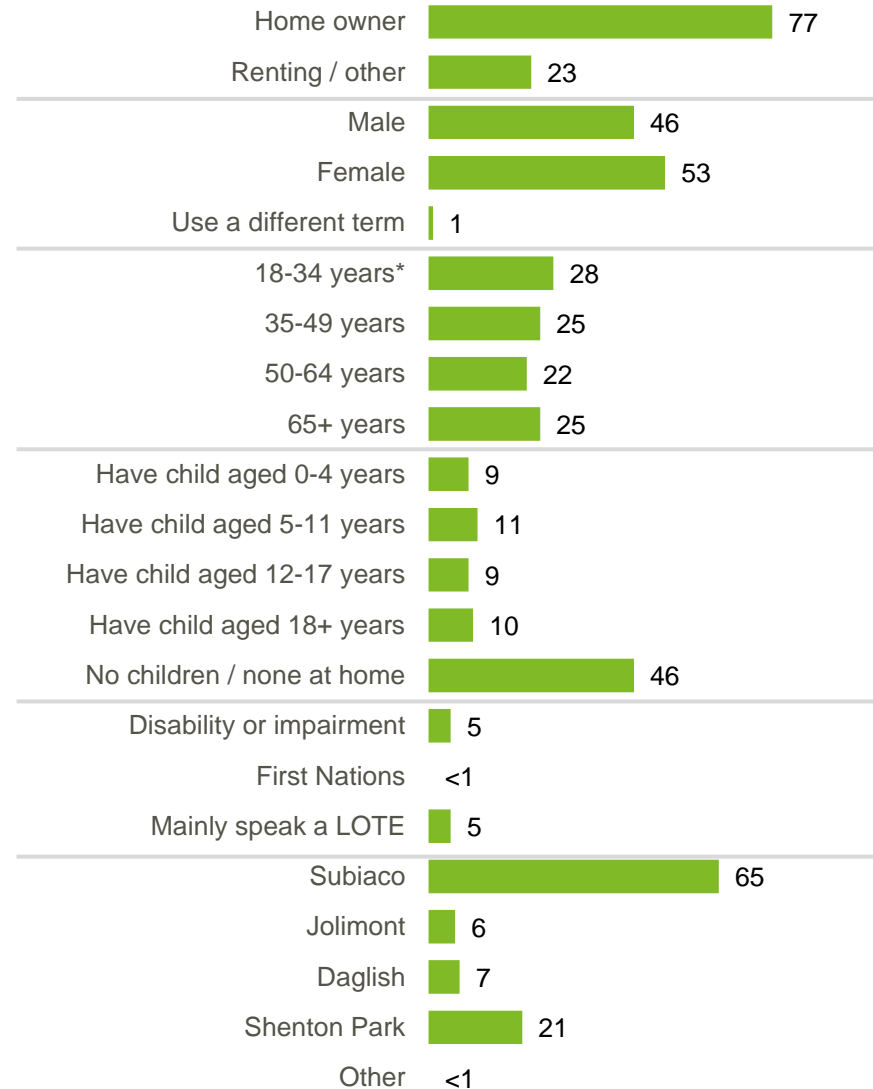
Local resident	Local business	Out of area ratepayer	Visitor	Elected Member / Employee
896	133	20	65	15

The main body of this report shows responses from local residents. As responses from the random sample (n=591) and opt-in sample (n=305) were similar, results have been combined in this report.

Resident responses were weighted by age and gender to match the ABS Census population profile.

Where sub-totals add to ±1% of the parts, this is due to rounding errors to zero decimal places.

% of resident respondents (weighted)



LOTE: Language other than English

* Includes a small number of 14-17 year olds

Over the past 21 years, CATALYSE® has conducted community perceptions surveys for more than 70 councils across Australia. When comparable questions are asked, we publish high and average scores to enable participating councils to recognise and learn from industry leaders. In this report, average and high scores are calculated from councils that have completed a MARKYT® accredited study within the **past three years**.

Perth Region

- City of Armadale
- Town of Bassendean
- City of Bayswater
- City of Belmont
- Town of Cambridge
- City of Canning
- Town of Claremont
- City of Cockburn
- Town of Cottesloe
- Town of East Fremantle
- City of Fremantle
- City of Joondalup
- City of Kalamunda
- City of Kwinana
- City of Melville
- Town of Mosman Park
- Shire of Mundaring
- City of Nedlands
- Shire of Peppermint Grove
- City of Perth
- Serpentine–Jarrahdale Shire
- City of South Perth
- City of Subiaco
- City of Swan
- Town of Victoria Park
- City of Vincent
- City of Wanneroo

Peel Region

- Shire of Boddington
- City of Mandurah
- Shire of Murray
- Serpentine-Jarrahdale Shire

Wheatbelt Region

- Shire of Chittering
 - Shire of Dandaragan
 - Shire of Gingin
 - Shire of Merredin
 - Shire of Narrogin
 - Shire of Northam
 - Shire of Pingelly
 - Shire of Toodyay
 - Shire of York
- South West Region**
- Shire of Augusta-Margaret River
 - Shire of Bridgetown-Greenbushes
 - City of Bunbury
 - City of Busselton
 - Shire of Capel
 - Shire of Collie
 - Shire of Dardanup
 - Shire of Donnybrook-Balingup
 - Shire of Harvey

Great Southern Region

- City of Albany
- Shire of Broomehill-Tambellup
- Shire of Cranbrook
- Shire of Denmark
- Shire of Gnowangerup
- Shire of Jerramungup
- Shire of Katanning
- Shire of Kent
- Shire of Kojoonup
- Shire of Plantagenet
- Shire of Woodanilling



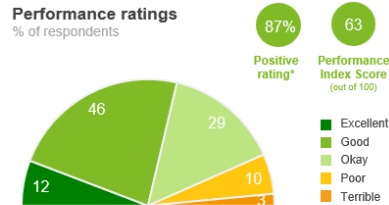
How to read MARKYT® performance dashboards

Performance Ratings

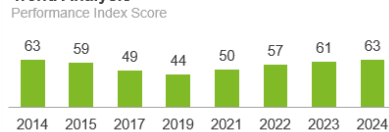
The chart shows community perceptions of performance on a five point scale from excellent to terrible.

Positive rating


Is the percentage of respondents who provided a rating of okay, good or excellent.



Trend Analysis



MARKYT® Industry Standards



The Performance Index Score is a weighted score out of 100.

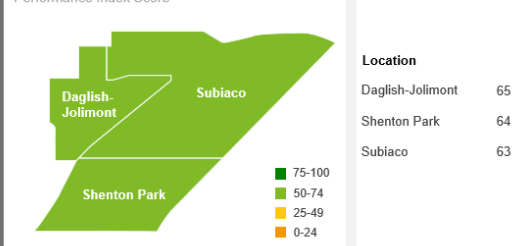
Score

100
75
50
25
0

Average Rating

Excellent
Good
Okay
Poor
Terrible

Geographical variances



Geographical variances

Maps variances across the region by location.

Community variances

Community variances
Performance Index Score

Category	Sub-category	Score
Gender	Male	60
	Female	66
Age	18-34 years	69
	35-49 years	59
	50-64 years	60
	65+ years	63
Age of children	0-4 years	67
	5-11 years	60
	12-17 years	59
Disability & culture	18+ years	59
	No children	64
	Disability	59
Homeownership	Mainly speak LOTE	58
	Homeowner	63
Other	Renting / other	64

Community variances

Shows how performance ratings vary across the community by key demographics.

Council Score is the Council's performance index score.

Industry High is the highest score achieved by participating councils.

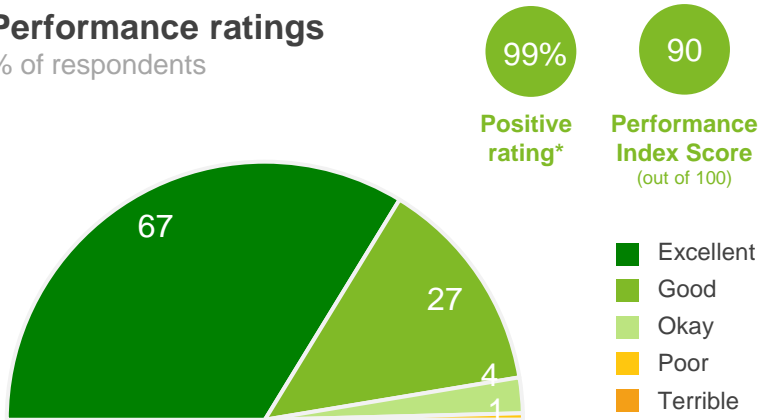
Industry Average is the average score among participating.

Overall Performance

Place to live

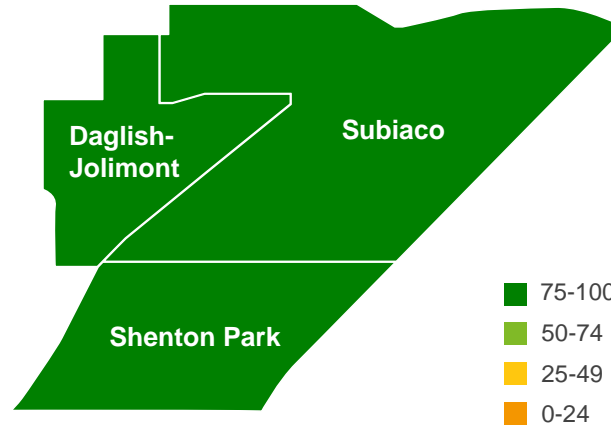
Performance ratings

% of respondents



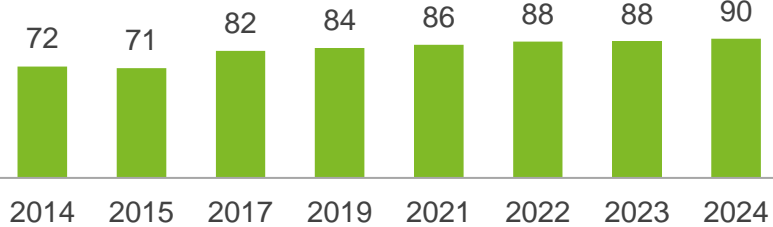
Geographical variances

Performance Index Score



Trend Analysis

Performance Index Score



Community variances

Performance Index Score

Gender	Age of children	Disability & culture
Male	0-4 years	Disability
Female	5-11 years	Mainly speak LOTE
	12-17 years	Homeownership
	18+ years	Homeowner
	No children	Renting / other
Age		
18-34 years		
35-49 years		
50-64 years		
65+ years		

MARKYT Industry Standards

Performance Index Score



City of Subiaco	90
Industry High	91
Industry Average	74

Q. How would you rate performance in the following areas?

Base: All respondents, excludes 'unsure' and 'no response' (n = 893). * Positive Rating = excellent, good + okay

Governing organisation

Performance ratings

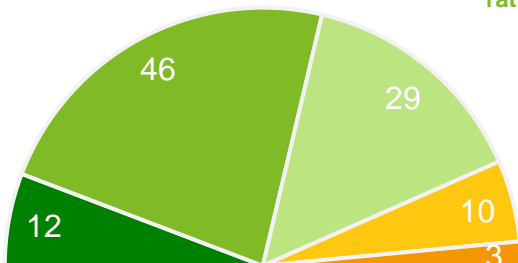
% of respondents

87%

Positive rating*

63

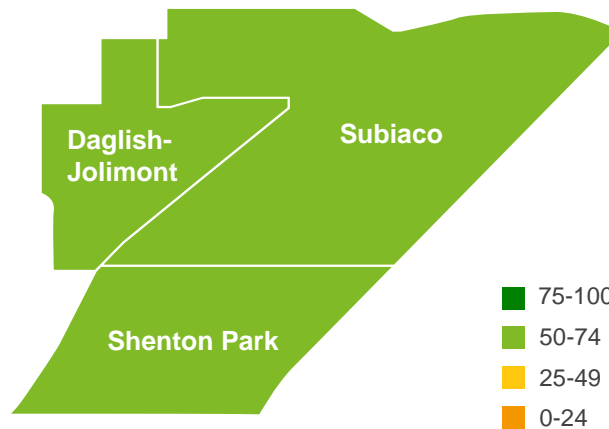
Performance Index Score (out of 100)



- Excellent
- Good
- Okay
- Poor
- Terrible

Geographical variances

Performance Index Score



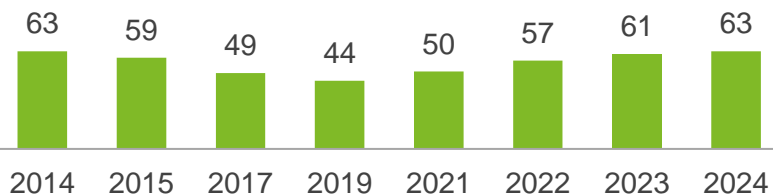
Location

Daglish-Jolimont	65
Shenton Park	64
Subiaco	63

- 75-100
- 50-74
- 25-49
- 0-24

Trend Analysis

Performance Index Score



Community variances

Performance Index Score

Gender

Male	60
Female	66

Age of children

0-4 years	67
5-11 years	60
12-17 years	59
18+ years	59
No children	64

Disability & culture

Disability	59
Mainly speak LOTE	58

Age

18-34 years	69
35-49 years	59
50-64 years	60
65+ years	63

Homeownership

Homeowner	63
Renting / other	64

MARKYT Industry Standards

Performance Index Score



City of Subiaco	63
Industry High	69
Industry Average	51

Q. How would you rate performance in the following areas?

Base: All respondents, excludes 'unsure' and 'no response' (n = 844). * Positive Rating = excellent, good + okay

MARKYT  industry comparisons

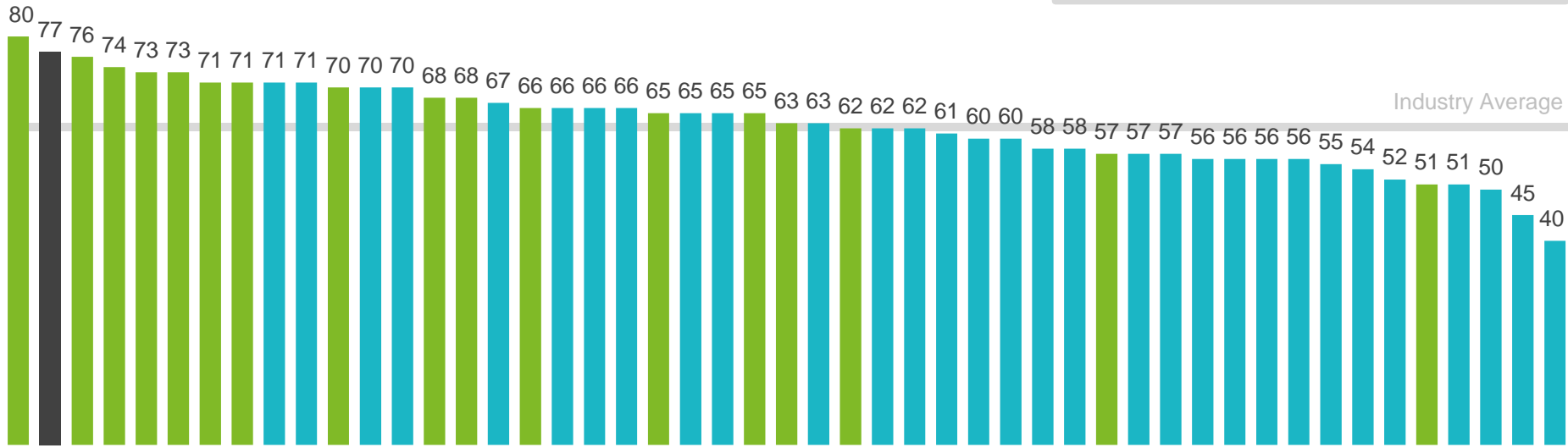
Overall Performance | industry comparisons

The 'Overall Performance Index Score' is a combined measure of the City of Subiaco as a 'place to live' and as a 'governing organisation'. The City of Subiaco's overall performance index score is 77 out of 100, 14 index points above the industry average.

Overall Performance Index Score

average of 'place to live' and 'governing organisation'

- City of Subiaco
- Metropolitan Councils
- Regional Councils



MARKYT Industry Standards

Performance Index Score



City of Subiaco	77
Industry High	80
Industry Average	63

How to read the MARKYT Benchmark Matrix

The MARKYT® Benchmark Matrix (shown in detail overleaf) illustrates how the community rates performance on individual measures, compared to how other councils are being rated by their communities.

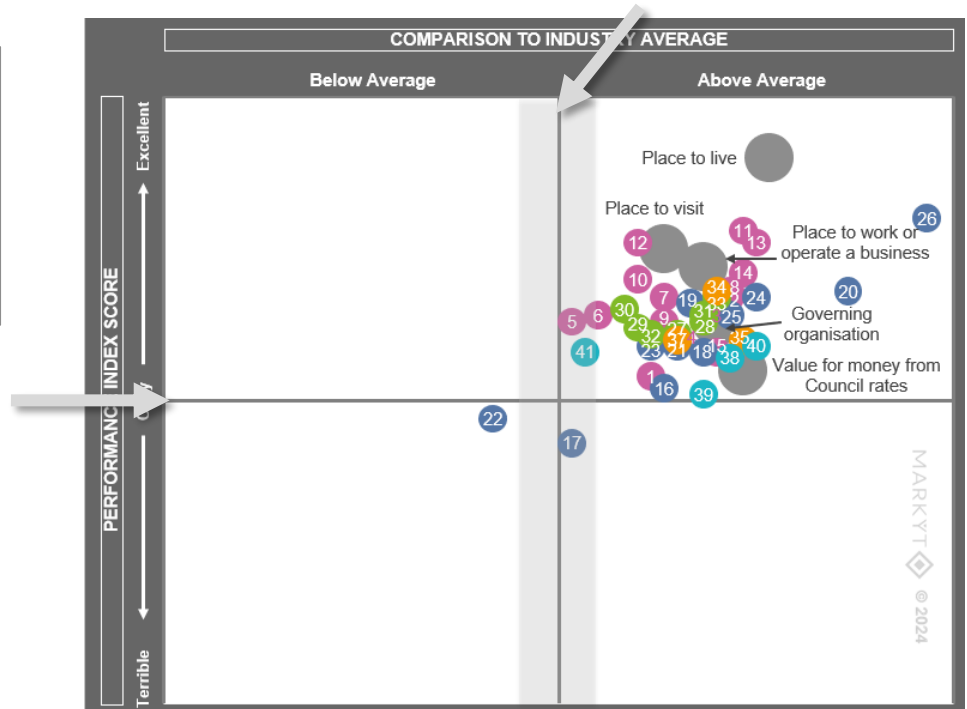
There are two dimensions. The vertical axis maps community perceptions of performance for individual measures. The horizontal axis maps performance relative to the MARKYT® Industry Standards.

Councils aim to be on the right side of this line, with performance ABOVE the MARKYT® Industry Average.

Services are grouped in five areas:


- People
- Place
- Planet
- Prosperity
- Performance

This line represents okay performance based on the MARKYT Performance Index Score. Higher performing service areas are placed above this line while lower performing areas are below it.



MARKYT Benchmark Matrix

COMPARISON TO INDUSTRY AVERAGE



- 1 Youth services and programs
- 2 Family / children services and facilities
- 3 Seniors' services and programs
- 4 Disability access and inclusion
- 5 Aboriginal peoples / cultures respect
- 6 Multiculturalism / cultural diversity
- 7 Volunteer recognition and support
- 8 Health and community services
- 9 Community buildings, halls and toilets
- 10 Sport and recreation
- 11 Playgrounds, parks and reserves
- 12 Subiaco Library
- 13 Festivals, events, art and culture
- 14 Promoting local history/heritage
- 15 Community safety / crime prevention
- 16 Responsible growth and development
- 17 Planning and building approvals
- 18 Housing
- 19 Built heritage and identity
- 20 Local roads
- 21 Traffic management
- 22 Parking management
- 23 Footpaths and cycleways
- 24 Streetscapes
- 25 Lighting
- 26 Public transport
- 27 Sustainability and climate change
- 28 Conservation and environment
- 29 Tree management
- 30 Waste management
- 31 Animal management (dogs and cats)
- 32 Environmental health management
- 33 Emergency management
- 34 Efforts to promote the area
- 35 Subiaco Town Centre development
- 36 Subiaco Town Centre activations
- 37 Support for local businesses
- 38 Mayor and Councillors leadership
- 39 Consultation
- 40 Communication
- 41 Customer service

Q. How would you rate performance in the following areas? Base: All respondents, excludes unsure and no response.

The City of Subiaco is leading the industry in 17 areas:

1. Efforts to promote the area
2. Place to work or operate a business
3. Support for local businesses
4. Family / children services and facilities
5. Health and community services
6. Playgrounds, parks and reserves
7. Festivals, events, art and cultural activities
8. Promoting local history and heritage
9. Maintaining built heritage and identity
10. Local roads
11. Public transport
12. Sustainable practices
13. Tree management
14. Emergency management
15. Talk about Subi
16. City's e-newsletters
17. Have Your Say Subiaco



MARKYT  community trends

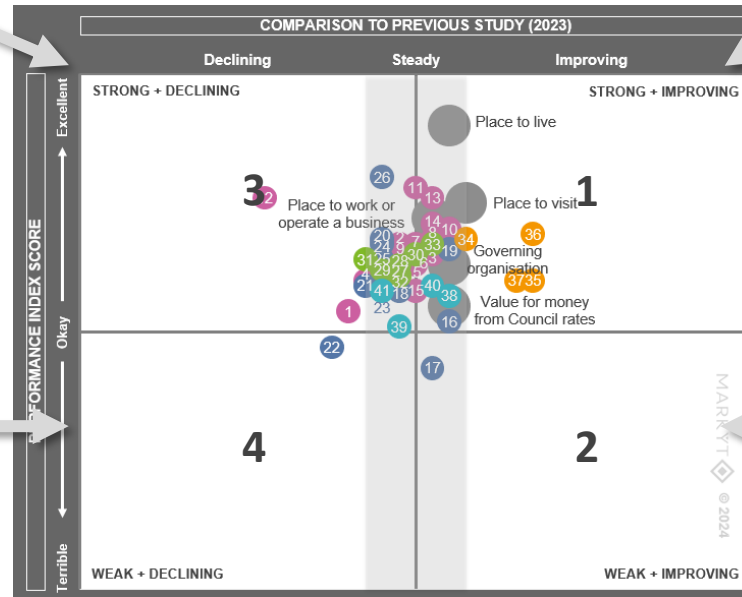
The MARKYT® Community Trends Window shows trends in performance over the past 2 years.

Window 3 includes higher performing services in decline. **Arrest decline** for:

- Subiaco Library
- Youth services and programs
- Disability access and inclusion
- Animal management
- Traffic management

Window 4 includes lower performing areas in decline. The **main concerns** include:

- Parking management



Window 1 includes higher performing areas that have improved. **Stand-out improvers** are:

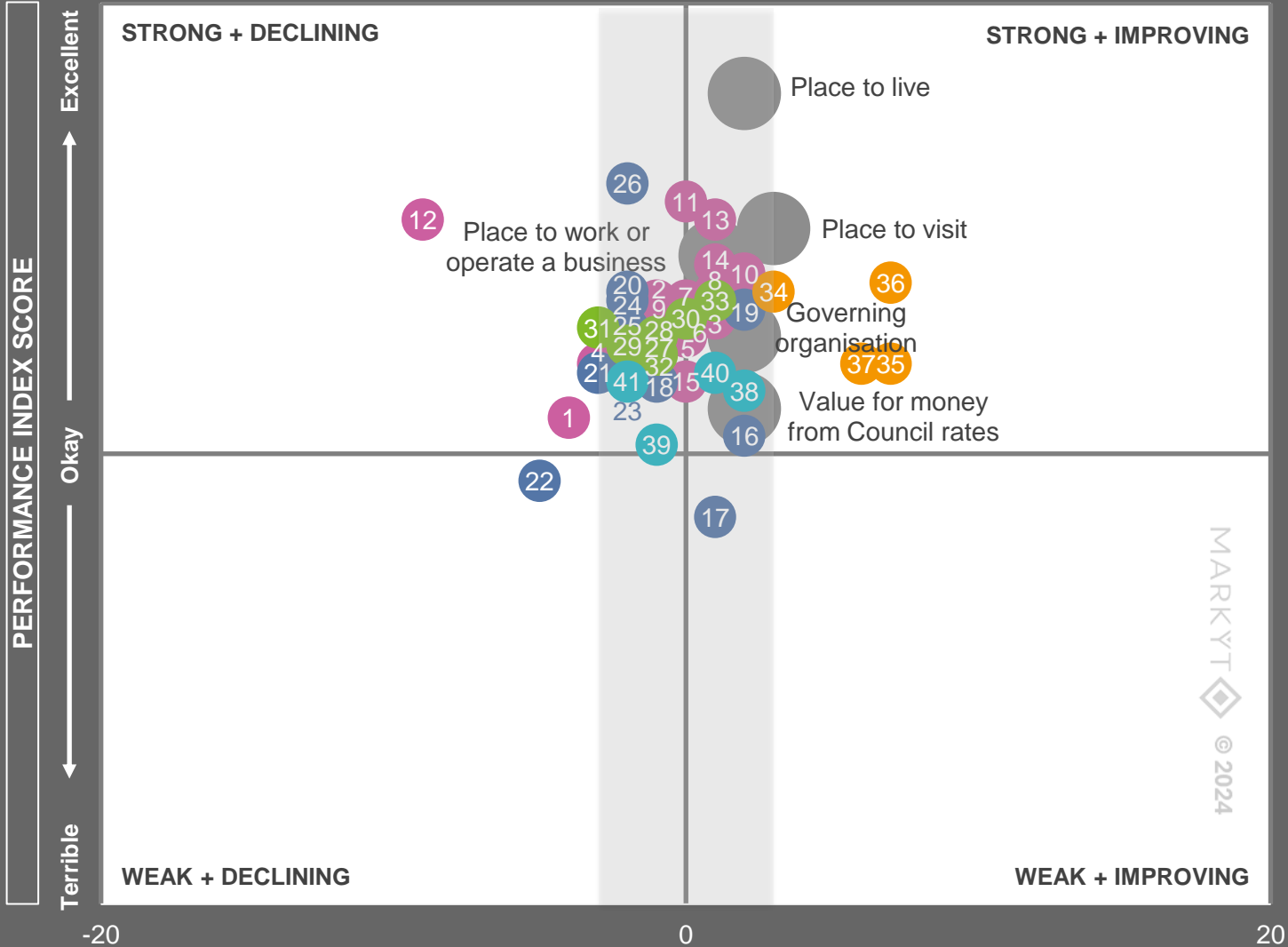
- Subiaco Town Centre activations
- Subiaco Town Centre development
- Support for local businesses

Window 2 includes lower performing areas that are improving.

- Planning and building approvals (marginal improvement)

MARKYT Community Trends Window

COMPARISON TO PREVIOUS STUDY (2023)



- 1 Youth services and programs
- 2 Family / children services and facilities
- 3 Seniors' services and programs
- 4 Disability access and inclusion
- 5 Aboriginal peoples / cultures respect
- 6 Multiculturalism / cultural diversity
- 7 Volunteer recognition and support
- 8 Health and community services
- 9 Community buildings, halls and toilets
- 10 Sport and recreation
- 11 Playgrounds, parks and reserves
- 12 Subiaco Library
- 13 Festivals, events, art and culture
- 14 Promoting local history/heritage
- 15 Community safety / crime prevention
- 16 Responsible growth and development
- 17 Planning and building approvals
- 18 Housing
- 19 Built heritage and identity
- 20 Local roads
- 21 Traffic management
- 22 Parking management
- 23 Footpaths and cycleways
- 24 Streetscapes
- 25 Lighting
- 26 Public transport
- 27 Sustainability and climate change
- 28 Conservation and environment
- 29 Tree management
- 30 Waste management
- 31 Animal management (dogs and cats)
- 32 Environmental health management
- 33 Emergency management
- 34 Efforts to promote the area
- 35 Subiaco Town Centre development
- 36 Subiaco Town Centre activations
- 37 Support for local businesses
- 38 Mayor and Councillors leadership
- 39 Consultation
- 40 Communication
- 41 Customer service

MARKYT © 2024

Q. How would you rate performance in the following areas? Base: All respondents, excludes unsure and no response.

MARKYT  community priorities

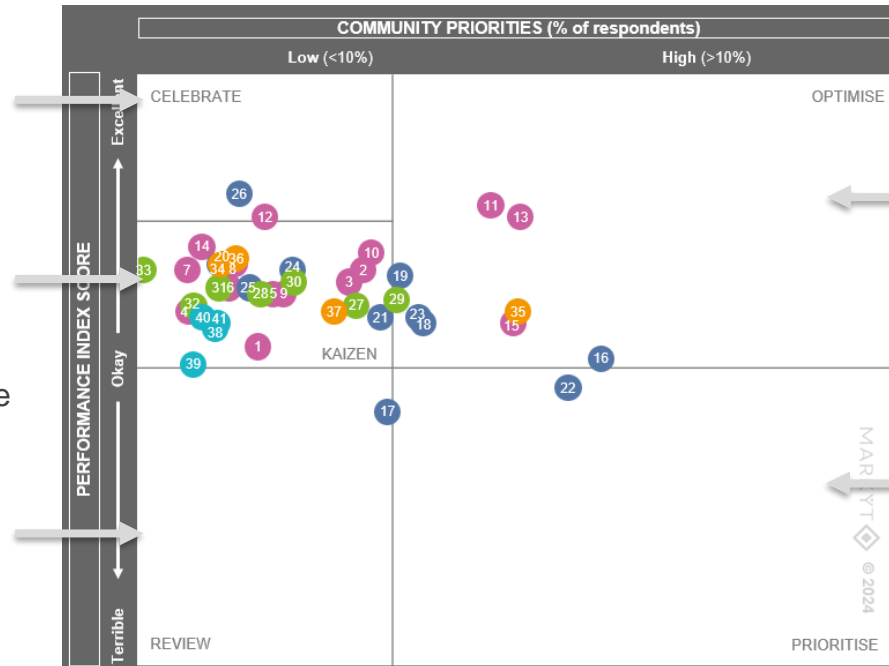
How to read the MARKYT Community Priorities

The MARKYT® Community Priorities chart maps priorities against performance in all service areas.

CELEBRATE the City's highest performing areas.

KAIZEN: consider ways to continuously improve services with average ratings between okay and good to strive for service excellence

REVIEW lower performing areas.



OPTIMISE higher performing services where the community would like enhancements to better meet their needs.

PRIORITISE lower performing services where the community would like the City to focus its attention.

MARKYT Community Priorities

COMMUNITY PRIORITIES (% of respondents)

Low (<10%)

High (>10%)

Excellent

Okay

Terrible

CELEBRATE

OPTIMISE

KAIZEN

REVIEW

PRIORITISE

0 5 10 15 20 25 30

MARKYT  © 2024

- 1 Youth services and programs
- 2 Family / children services and facilities
- 3 Seniors' services and programs
- 4 Disability access and inclusion
- 5 Aboriginal peoples / cultures respect
- 6 Multiculturalism / cultural diversity
- 7 Volunteer recognition and support
- 8 Health and community services
- 9 Community buildings, halls and toilets
- 10 Sport and recreation
- 11 Playgrounds, parks and reserves
- 12 Subiaco Library
- 13 Festivals, events, art and culture
- 14 Promoting local history/heritage
- 15 Community safety / crime prevention
- 16 Responsible growth and development
- 17 Planning and building approvals
- 18 Housing
- 19 Built heritage and identity
- 20 Local roads
- 21 Traffic management
- 22 Parking management
- 23 Footpaths and cycleways
- 24 Streetscapes
- 25 Lighting
- 26 Public transport
- 27 Sustainability and climate change
- 28 Conservation and environment
- 29 Tree management
- 30 Waste management
- 31 Animal management (dogs and cats)
- 32 Environmental health management
- 33 Emergency management
- 34 Efforts to promote the area
- 35 Subiaco Town Centre development
- 36 Subiaco Town Centre activations
- 37 Support for local businesses
- 38 Mayor and Councillors leadership
- 39 Consultation
- 40 Communication
- 41 Customer service

Q. How would you rate performance in the following areas? Base: All respondents, excludes unsure and no response. (n=varies)

Q. Over the next 10 years, which areas would you mostly like the City of Subiaco to focus on improving? Base: All respondents, excludes no response (n=735)

Community action plans to
address the main priorities

Community driven actions

- Keep development sympathetic with Subiaco's established character.
- Resist overdevelopment and overcrowding.
- Contain high-rise to selected areas.
- Advocate for higher quality, sustainable medium-density infill.
- Ensure new developments provide adequate supporting infrastructure and amenities, including roads, traffic management, parking, schools, medical services, and public open space.
- Consult with residents, listen to their concerns and advocate to the State Government on their behalf.

Community Voices

"Counter-balance and challenge the developers' and State Government's push for high volume developments."

"Work with the State Government to increase density along major transport routes whilst maintaining a significant area for single family homes on good size lots."

"Responsible and quality but limited infill. Improved cycleway transport links."

"More affordable and medium/high density housing in appropriate areas in the city."

"More housing choices (not flats) especially smaller homes Infill that is sympathetic in heritage areas, more ancillary dwellings. Developments that have architectural merit, rather than boxes."

"Better consultation and involvement with residents before presenting changes as a fait-accompli e.g. the housing density changes near train stations, the switch to electronic visitor parking permits."

"Plan infrastructure for the higher population density. For example, schools, doctors."

"What is needed is careful management of the Subi Oval and PMH projects that have already been flagged - allowing density only insofar as schools, traffic and open space can keep up."

"If higher density is being built infrastructure needs to be adapted e.g. more schools open spaces and improved road design. Heritage should be preserved that is a part of what makes Subi special."

"Construction that preserves the uniqueness of Subiaco. Development needs to be in keeping with the character of the suburb."

Community driven actions

- Review the electronic system for obtaining resident and visitor parking permits.
- Provide more free and longer-term parking in commercial areas to support local businesses.
- Consider new central multistorey or underground car parks to ease parking congestion in residential areas.
- Monitor and enforce street parking restrictions more strictly in resident-only areas.

Community Voices

“There needs to be a better system for residents to apply for parking permits. The online system does not work. We want one paper permit per household reinstated.”

“E-parking permits does not work for visitor parking. Council refuses to listen and consult residents. Labour and admin overload.”

“Bring back paper parking permits. The current system via computer is a dog’s breakfast; hard to access, overly complicated, poorly thought out, unfair to elderly people, unnecessary, waste of our money. PLEASE GET RID OF IT.”

“Parking access is still terrible and puts us off shopping in the precinct.”

“Around the shopping areas such as Rokeby Road and Hay Street, please allow more than one hour free parking - free 2P or 3P would be much appreciated as it will attract more customers.”

“Offer free parking in and around the town centre. You want people to visit and linger in the town? Let them park for free.”

“I live in an apartment and there is no free parking for tradespeople, family or friends which makes things difficult. I think perhaps some kind of centralised multi storey or underground paid parking could then alleviate competition for spots at ground level and provide more free parking options.”

“Building of multistorey parking in central area. More discount or free parking. Easier permit system for residential area.”

“Street parking is abused. More rangers are needed to monitor parking. Overstaying in our streets is worse since the introduction of online permits. We are frequently unable to park in our own street due to illegal parking.”

“More ‘resident only’ street parking with adequate policing of same i.e. more rangers. Restrict non-resident parking to ease burden on residents.”

“Greater policing. The right of ways have become parking places for many people. Getting cars of verges blocking lines of sight along with cars parked on crossovers a danger. Parking rules/access fine but rules need more enforcing.”

Community driven actions

- Facilitate family-friendly gatherings and events that encourage neighbourhood and community connection.
- Continue to expand the festivals and events program to attract visitors and support local businesses.
- Advertise and promote events more widely.
- Develop Subiaco as an arts precinct – use the theatres, Subiaco Arts Centre and other appropriate venues.

Community Voices

“It would be great to have a local initiative that encourages locals to get together on their street and meet their neighbours, not just once, but regularly from time to time, which has so many good benefits...”

“Working with community members to present small scale festivals and community events in local parks, street parties, etc.”

“Keep expanding events in Subi . Blooms and Spritz are a good start. Good restaurants are coming back so we can be a food destination.”

“More events like the food truck markets on Saturdays over summer. Maybe encourage buskers on Rokeby Road cafes being open in the evenings.”

“More organising and advertising of these and aimed at families young and old.”

“Continue to grow the existing events. Engage in better promotions to local residents and provide them with incentives to join in. The wine fest at Subiaco park was hardly promoted other than the signage as you drive past. Offer residents wine cards for discounts etc.”

“Subiaco could be a major hub for arts festivals and with its proximity to the city should be involved in things like Fringe and other arts festivals. It should also be encouraging things like film festivals, book festivals and comedy shows. Things that could help the arts and draw more people to Subiaco.”

“A good job’s being done and would love to see Subi become a real leader for establishing and supporting more arts and cultural events.”

“Supporting creative arts projects at both professional and community levels. Partnering with existing arts organisations on a regular (rather than ad hoc) basis.”

“More theatre at the Subiaco Arts Centre.”

“Improvements at the Regal. More promotion and access to Subi Theatre Centre.... fairer rates for a variety of hire opportunities.”

Community driven actions

- Attract and support a variety of small businesses including shops, small bars, restaurants, a cinema and other entertainment. Suggestions include:
 - Advocate for more affordable commercial rents
 - Penalise landlords for leaving spaces vacant (i.e. increase rates on empty premises)
 - Provide incentives (i.e. rate subsidies)
 - Provide more free parking for visitors
- Beautify streetscapes in the town centre – e.g. provide pedestrianised areas, public green space with seating, more trees and potted plants, better paving and lighting.
- Develop a recognisable town centre or community hub where people can gather.

Community Voices

“Encouraging a diversity of businesses. We have lost chocolate shops, art framers, lighting shops, etc. in the last few years. Excessive rents might be a factor.”

“More varied City Centre, focused on a blend of retail and entertainment district.”

“Promote new or unique businesses to set up in Subiaco. Encourage landlords to fill empty shops. Whatever happened to plans for a cinema to return??”

“Encourage landlords to keep premises rented and not vacant. Vigorously oppose greedy developers... There are too many empty shops. Perhaps increasing rates for buildings that are empty for more than six months.”

“High rates for long term empty buildings. Some control over the types of shops on Rokeby. Need more businesses that bring in people. Like hospitality and small retail... Not more medical centres and lifeless offices.”

“More activation via street furniture and art, more trees and greenery, more pedestrian areas instead of car focused areas, more beautification”

Improved streetscapes including lighting, main street beautification that is cohesive throughout Subiaco. Upgrade pathways and median strips of Rokeby Road.”

“More public green space in the city centre with seating not tied to cafes and restaurants e.g. Subiaco Square and arcade has almost no public seating.”

“More trees and plants, creepers. Laneways the same as Melbourne with lots of trees, potted plants. This will bring people here. Every laneway must be very green. The planter boxes in Rokeby road are ugly and not green.”

“We need a person-centred town centre that builds community interaction.”

“In order to develop a community spirit there must be an open-air town centre for the community to meet up and chat without spending money.”

Community driven actions

- Provide more security patrols, especially at night.
- Lobby for greater police presence with faster response times. Some residents have requested a police station in Subiaco.
- Address homelessness and antisocial behaviour, particularly in Market Square park.
- Provide more CCTV and lighting in streets and public areas such as the train station, parks, car parks, offices, and shopping and entertainment precincts.

Community Voices

“Night patrols that are easily accessed if someone is in need.”

“More and visible police patrols and/or rangers, especially along the laneways. I recognise Police are not part of the Subiaco council but pressure should be raised given the amount of petty theft and break-ins happening.”

“Whilst I acknowledge that the City has limited options the closure of local Police facilities within each neighbourhood has compromised personal safety.”

“Addressing homelessness and hardship, leading to crime (no doubt very many desperate people who are doing it very hard, needing money/items, leading to opportunistic crime). Important to provide services for people needing a place to sleep, food to eat and community services to assist.”

“Market Square park is no longer family friendly due to large amount of homeless utilising this space. Opportunistic crime has also become a concern for many residents.”

“As noted prior, a number of people sleep in the Market Square park on a regular basis which does not feel safe. Some better street and park lighting would be helpful.”

“Signs and quality CCTVs, security cars (particular emphasis for into late night), and lit up areas to deter burglars, especially from train stations (including Daglish/ Shenton Park stations too).”

“More CCTV in and around offices, train stations particularly and retail precinct streets. Security patrols of suburban streets to alleviate pressure on Police service. Including an on-call service for security to attend the same as they have in the City of Stirling.”

“A lot of brazen car break ins have occurred in the last 12 months. I'm not sure of a one-size fits all approach that would work, but more lighting in some areas, less plant/shrub coverage directly next to car parking spaces, etc.”

Community driven actions

- Provide an enclosed dog exercise area.
- Provide a wide range of play spaces that appeal to all ages and abilities.
- Provide amenities to make parks more accessible and user-friendly – eg footpaths, public toilets, seating, water fountains, rubbish bins etc.
- Keep parks maintained to a high standard – water plants, clean and maintain water features etc.
- Ensure green space is preserved in new developments.

Community Voices

“Desperately need a fenced small dog off lead park. There is room in the Rose Garden park, Lake Jualbup, Mueller park, Market Square and Cliff Sadlier Park. Just needs the council to support. The minimal distance to an off lead park in Subi is 2km walk.”

“There is one fully fenced “off the lead” dog park only (Rankin Street) and it is located too far from the Subiaco centre for most seniors to walk to allow their pet off lead. There are multiple areas in existing Subiaco parklands where fenced areas are available. This has been ignored by the council in the past.”

“Similar to previous, most of the playgrounds are 'nature play' which are not appropriate for small toddlers and children with limited mobility. There is not one truly all ages/all abilities play space in Subiaco. These spaces need considered design and should have multiple consultation opportunities”

“Parks for young children in Subi are excellent, however, my son is now 8+ and the offering is limited. We need some basketball hoops or skate park or just something a bit more adventurous for the older kids to keep them off the ipad.”

“More seating around parks so older residents can walk and rest.”

“Our parks need footpaths which connect to the street for people with prams, mobility scooters and wheelchairs. The parks in Subi are generally not geared to those with disabilities.”

“Toilets in all parks that provide BBQ and playground facilities including Subi Centro.”

“The flora behind the Art Centre is disappearing at a rapid rate and the grass is not being maintained. Used to be a delightful path along the water feature and now it is exposed and virtually barren.”

“The parks and gardens used to be the highlight of Subiaco. Now they are in disrepair. It is dreadful. I just drove to a coastal town in Butler and I found the parks in better condition than my own suburb. We are paying more and more in rates.”

“Ensure sufficient parks remain and nature / green spots - improves mental health.”

To see all community comments from the MARKYT® Community Scorecard, please see the City of Subiaco's MARKYT® VoiceBank.

The MARKYT® VoiceBank contains around 61,800 words with ideas and suggestions from community members.

Ideas are grouped into 41 service areas.

Councillors and officers draw on specific suggestions in the MARKYT® VoiceBank to support the development of the Council Plan and informing plans and strategies to address community needs.



Question: **Over the next 10 years, which areas would you most like the City of Subiaco to focus on improving?**

Source: MARKYT® Community Scorecard | 2024

All responses are presented verbatim. Identifying information, and offensive or defamatory language, has been removed. Views expressed are solely those of respondents.

Prepared by:
CATALYSE® Pty Ltd

On behalf of:
City of Subiaco

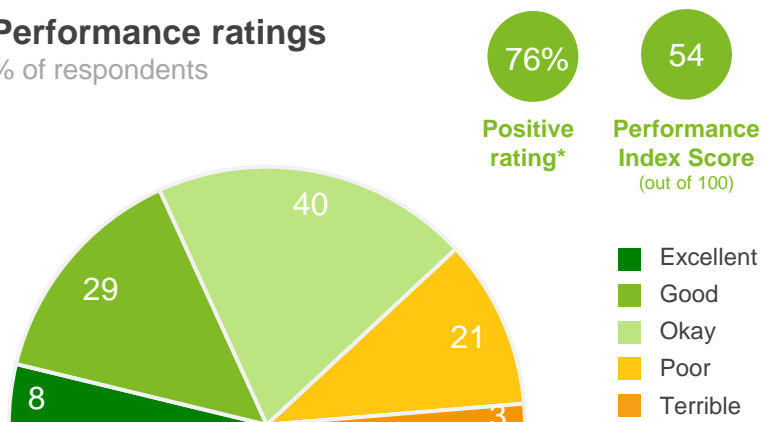
June 2024

People

Youth services and programs

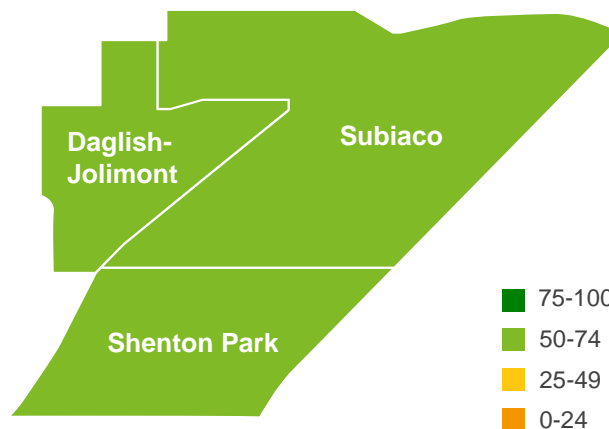
Performance ratings

% of respondents



Geographical variances

Performance Index Score

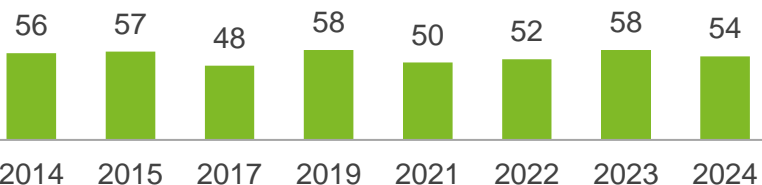


Location

Daglish-Jolimont	53
Shenton Park	60
Subiaco	53

Trend Analysis

Performance Index Score



Community variances

Performance Index Score

Gender	Age of children	Disability & culture
Male 50	0-4 years 56	Disability 52
Female 59	5-11 years 56	Mainly speak LOTE 49
Age	12-17 years 50	Homeownership
18-34 years 56	18+ years 47	Homeowner 57
35-49 years 53	No children 56	Renting / other 44
50-64 years 49		
65+ years 59		

MARKYT Industry Standards

Performance Index Score



City of Subiaco	54
Industry High	65
Industry Average	47

Q. How would you rate performance in the following areas?

Base: All respondents, excludes 'unsure' and 'no response' (n = 236). * Positive Rating = excellent, good + okay

NB: Where sub-totals add to ±1% of the parts, this is due to rounding errors to zero decimal places.

Services and facilities for families and children

Performance ratings

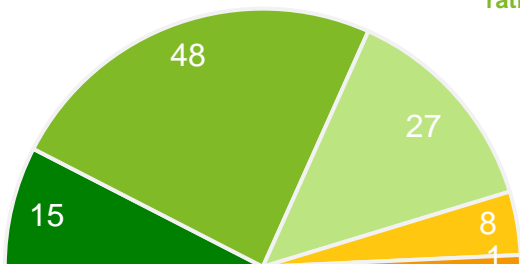
% of respondents

91%

Positive rating*

67

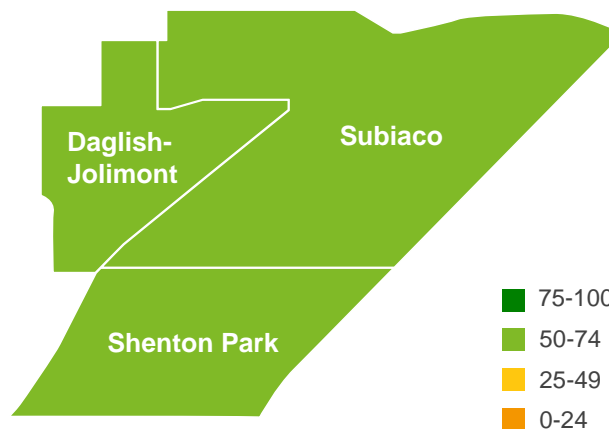
Performance Index Score (out of 100)



- Excellent
- Good
- Okay
- Poor
- Terrible

Geographical variances

Performance Index Score



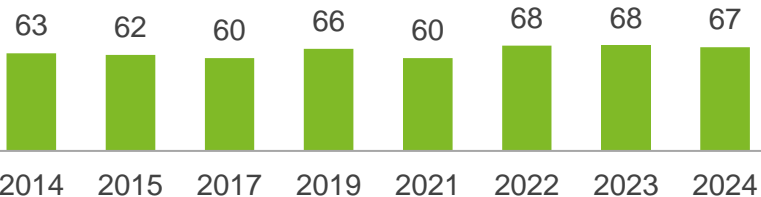
Location

Daglish-Jolimont	68
Shenton Park	68
Subiaco	66

- 75-100
- 50-74
- 25-49
- 0-24

Trend Analysis

Performance Index Score



Community variances

Performance Index Score

Gender

Male	64
Female	70

Age of children

0-4 years	70
5-11 years	68
12-17 years	64
18+ years	67
No children	69

Disability & culture

Disability	66
Mainly speak LOTE	63

Age

18-34 years	66
35-49 years	66
50-64 years	66
65+ years	70

Homeownership

Homeowner	68
Renting / other	60

MARKYT Industry Standards

Performance Index Score



City of Subiaco	67
Industry High	67
Industry Average	54

Q. How would you rate performance in the following areas?

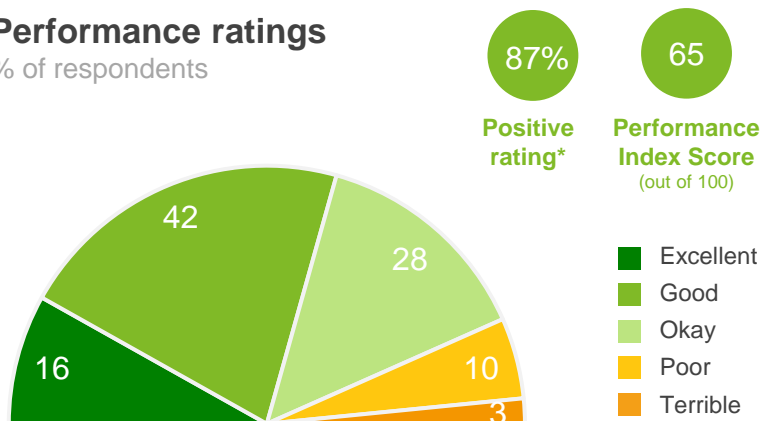
Base: All respondents, excludes 'unsure' and 'no response' (n = 463). * Positive Rating = excellent, good + okay

NB: Where sub-totals add to ±1% of the parts, this is due to rounding errors to zero decimal places.

Services and programs for seniors

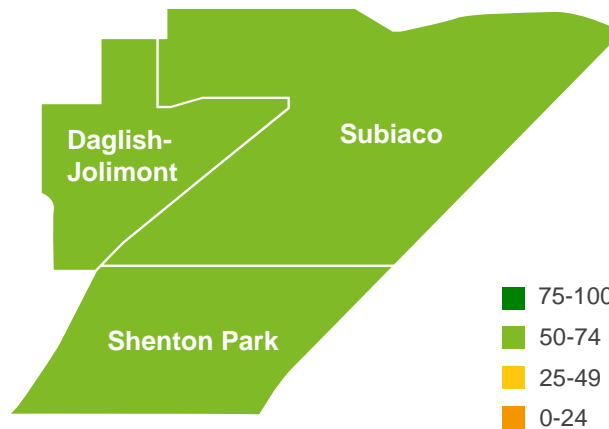
Performance ratings

% of respondents



Geographical variances

Performance Index Score

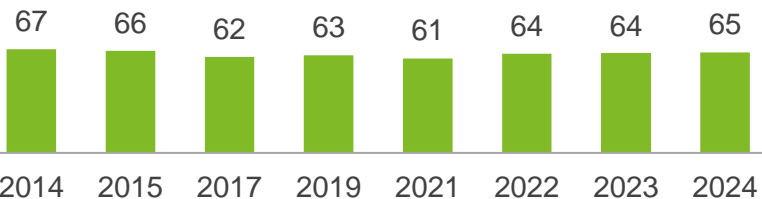


Location

Daglish-Jolimont	64
Shenton Park	67
Subiaco	64

Trend Analysis

Performance Index Score



Community variances

Performance Index Score

Gender	Age of children	Disability & culture
Male 62	0-4 years 66	Disability 57
Female 68	5-11 years 62	Mainly speak LOTE 62
Age	12-17 years 60	Homeownership
18-34 years 69	18+ years 63	Homeowner 65
35-49 years 61	No children 67	Renting / other 59
50-64 years 64		
65+ years 65		

MARKYT Industry Standards

Performance Index Score



City of Subiaco	65
Industry High	68
Industry Average	53

Q. How would you rate performance in the following areas?

Base: All respondents, excludes 'unsure' and 'no response' (n = 340). * Positive Rating = excellent, good + okay

NB: Where sub-totals add to ±1% of the parts, this is due to rounding errors to zero decimal places.

Disability access and inclusion

Performance ratings

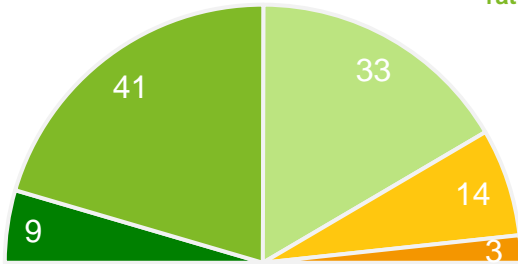
% of respondents

83%

60

Positive rating*

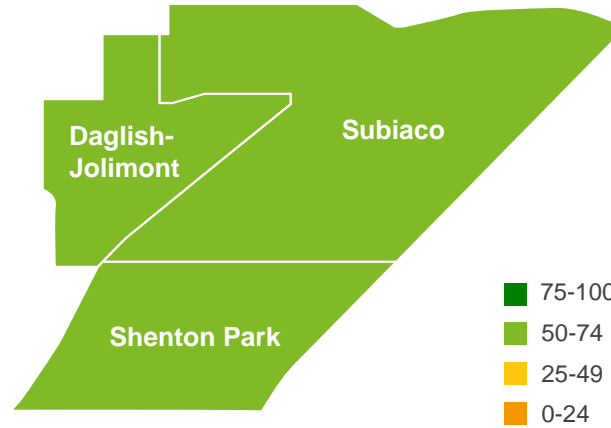
Performance Index Score (out of 100)



- Excellent
- Good
- Okay
- Poor
- Terrible

Geographical variances

Performance Index Score

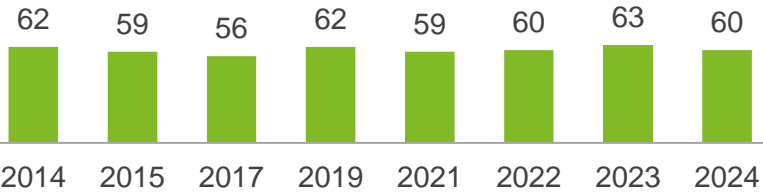


Location

Daglish-Jolimont	57
Shenton Park	60
Subiaco	60

Trend Analysis

Performance Index Score



Community variances

Performance Index Score

Gender

Male	59
Female	61

Age of children

0-4 years	64
5-11 years	56
12-17 years	53
18+ years	64
No children	59

Disability & culture

Disability	44
Mainly speak LOTE	51

Age

18-34 years	63
35-49 years	57
50-64 years	56
65+ years	62

Homeownership

Homeowner	61
Renting / other	56

MARKYT Industry Standards

Performance Index Score



City of Subiaco	60
Industry High	62
Industry Average	51

Q. How would you rate performance in the following areas?

Base: All respondents, excludes 'unsure' and 'no response' (n = 286). * Positive Rating = excellent, good + okay

Recognition and respect for Aboriginal peoples, cultures and heritage

Performance ratings

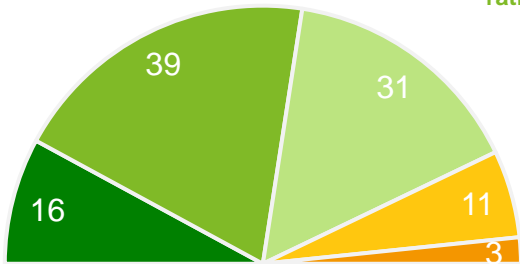
% of respondents

86%

Positive rating*

63

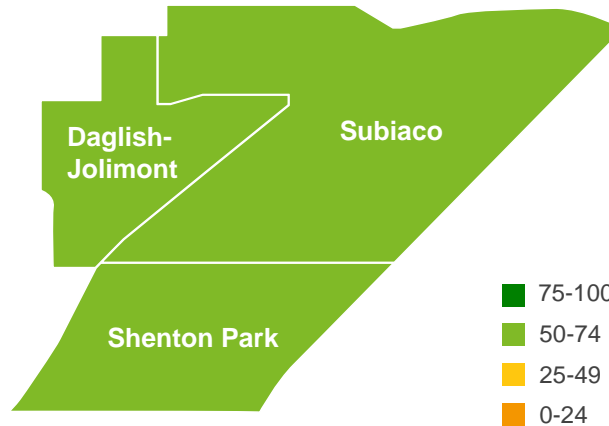
Performance Index Score (out of 100)



- Excellent
- Good
- Okay
- Poor
- Terrible

Geographical variances

Performance Index Score



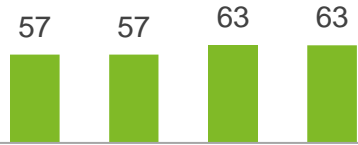
Location

Daglish-Jolimont	60
Shenton Park	66
Subiaco	64

- 75-100
- 50-74
- 25-49
- 0-24

Trend Analysis

Performance Index Score



2014 2015 2017 2019 2021 2022 2023 2024

Community variances

Performance Index Score

Gender

Male	64
Female	64

Age of children

0-4 years	58
5-11 years	66
12-17 years	67
18+ years	67
No children	66

Disability & culture

Disability	55
Mainly speak LOTE	63

Age

18-34 years	57
35-49 years	59
50-64 years	67
65+ years	69

Homeownership

Homeowner	67
Renting / other	50

MARKYT Industry Standards

Performance Index Score



City of Subiaco	63
Industry High	71
Industry Average	62

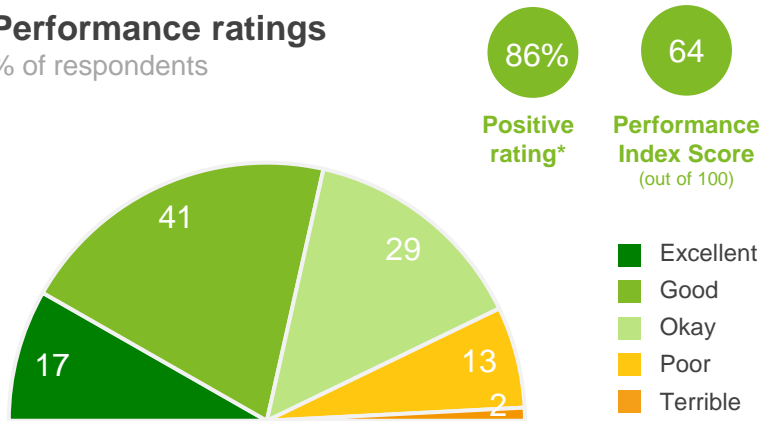
Q. How would you rate performance in the following areas?

Base: All respondents, excludes 'unsure' and 'no response' (n = 363). * Positive Rating = excellent, good + okay

Multiculturalism: recognition of cultural diversity

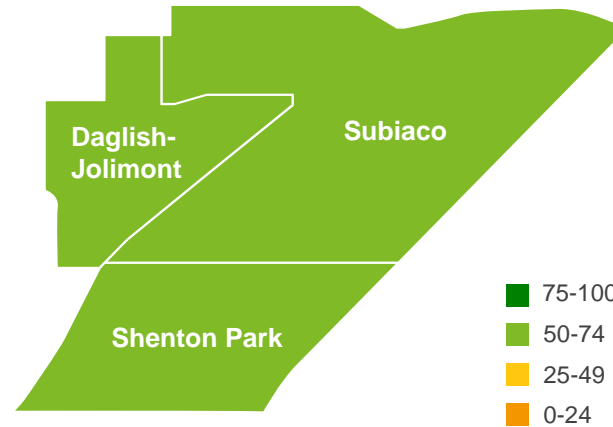
Performance ratings

% of respondents



Geographical variances

Performance Index Score



Location

Daglish-Jolimont	61
Shenton Park	65
Subiaco	65

Trend Analysis

Performance Index Score



Community variances

Performance Index Score

Category	Sub-category	Score
Gender	Male	65
	Female	65
Age of children	0-4 years	65
	5-11 years	65
	12-17 years	69
	18+ years	67
Age	18-34 years	57
	35-49 years	63
	50-64 years	69
	65+ years	68
Disability & culture	Disability	54
	Mainly speak LOTE	64
Homeownership	Homeowner	67
	Renting / other	53

MARKYT Industry Standards

Performance Index Score



City of Subiaco	64
Industry High	69
Industry Average	61

Q. How would you rate performance in the following areas?

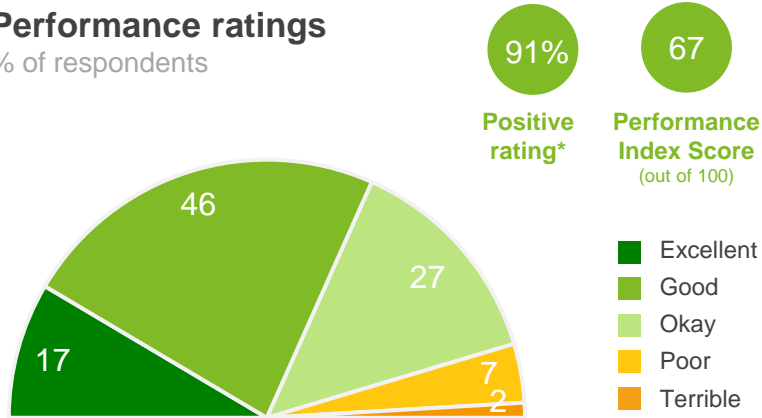
Base: All respondents, excludes 'unsure' and 'no response' (n = 435). * Positive Rating = excellent, good + okay

NB: Where sub-totals add to ±1% of the parts, this is due to rounding errors to zero decimal places.

Volunteer recognition and support

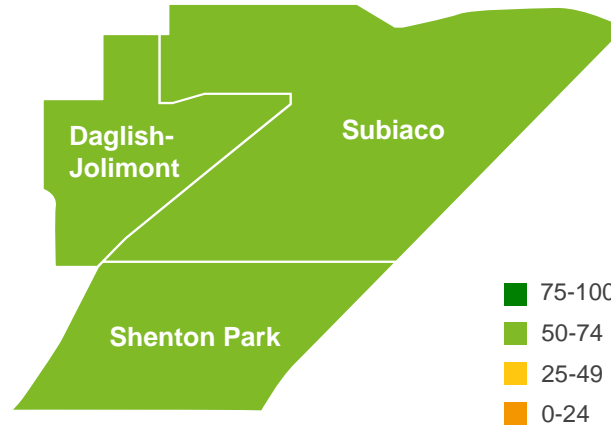
Performance ratings

% of respondents



Geographical variances

Performance Index Score

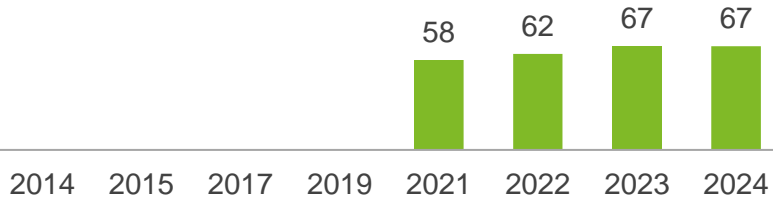


Location

Daglish-Jolimont	66
Shenton Park	72
Subiaco	66

Trend Analysis

Performance Index Score



Community variances

Performance Index Score

Gender		Age of children		Disability & culture	
Male	64	0-4 years	65	Disability	63
Female	69	5-11 years	67	Mainly speak LOTE	69
Age		12-17 years	66	Homeownership	
18-34 years	70	18+ years	66	Homeowner	69
35-49 years	64	No children	71	Renting / other	60
50-64 years	65				
65+ years	70				

MARKYT Industry Standards

Performance Index Score



City of Subiaco	67
Industry High	69
Industry Average	59

Q. How would you rate performance in the following areas?

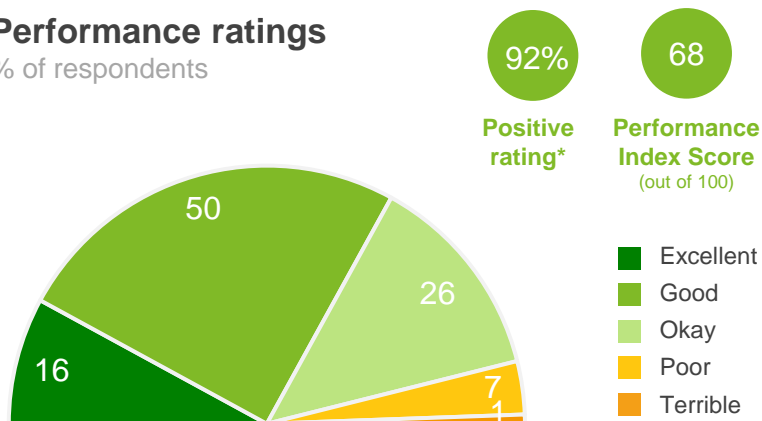
Base: All respondents, excludes 'unsure' and 'no response' (n = 366). * Positive Rating = excellent, good + okay

NB: Where sub-totals add to ±1% of the parts, this is due to rounding errors to zero decimal places.

Health and community services

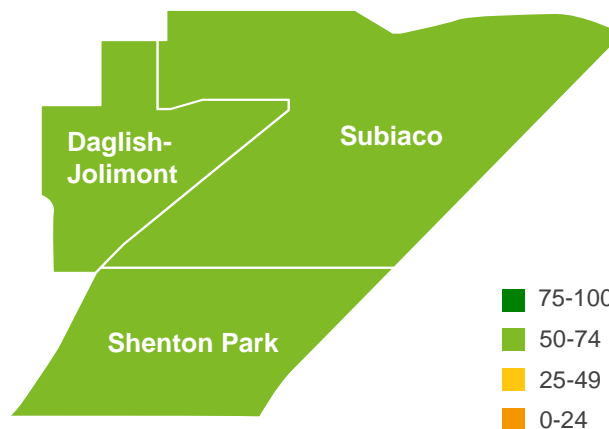
Performance ratings

% of respondents



Geographical variances

Performance Index Score

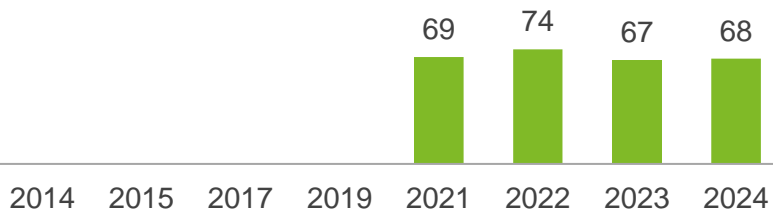


Location

Daglish-Jolimont	68
Shenton Park	68
Subiaco	69

Trend Analysis

Performance Index Score



Community variances

Performance Index Score

Gender

Male	66
Female	69

Age of children

0-4 years	71
5-11 years	67
12-17 years	67
18+ years	68
No children	68

Disability & culture

Disability	60
Mainly speak LOTE	69

Age

18-34 years	73
35-49 years	66
50-64 years	65
65+ years	68

Homeownership

Homeowner	69
Renting / other	67

MARKYT Industry Standards

Performance Index Score



City of Subiaco	68
Industry High	68
Industry Average	55

Q. How would you rate performance in the following areas?

Base: All respondents, excludes 'unsure' and 'no response' (n = 513). * Positive Rating = excellent, good + okay

Community buildings, halls and toilets

Performance ratings

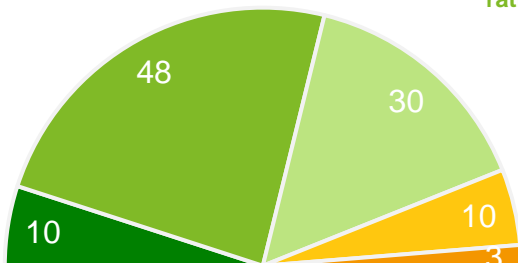
% of respondents

88%

Positive rating*

63

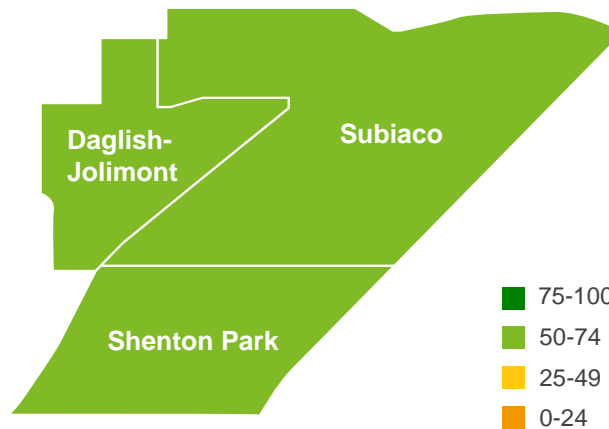
Performance Index Score (out of 100)



- Excellent
- Good
- Okay
- Poor
- Terrible

Geographical variances

Performance Index Score



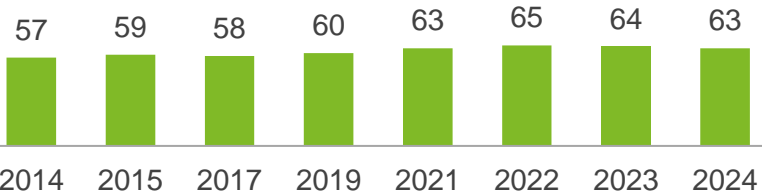
Location

Daglish-Jolimont	63
Shenton Park	64
Subiaco	63

- 75-100
- 50-74
- 25-49
- 0-24

Trend Analysis

Performance Index Score



Community variances

Performance Index Score

Gender

Male	63
Female	64

Age of children

0-4 years	66
5-11 years	63
12-17 years	63
18+ years	62
No children	65

Disability & culture

Disability	61
Mainly speak LOTE	60

Age

18-34 years	65
35-49 years	62
50-64 years	61
65+ years	64

Homeownership

Homeowner	64
Renting / other	60

MARKYT Industry Standards

Performance Index Score



City of Subiaco	63
Industry High	65
Industry Average	55

Q. How would you rate performance in the following areas?

Base: All respondents, excludes 'unsure' and 'no response' (n = 687). * Positive Rating = excellent, good + okay

Sport and recreation facilities and services

Performance ratings

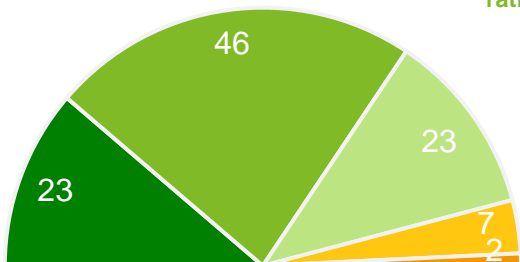
% of respondents

92%

Positive rating*

70

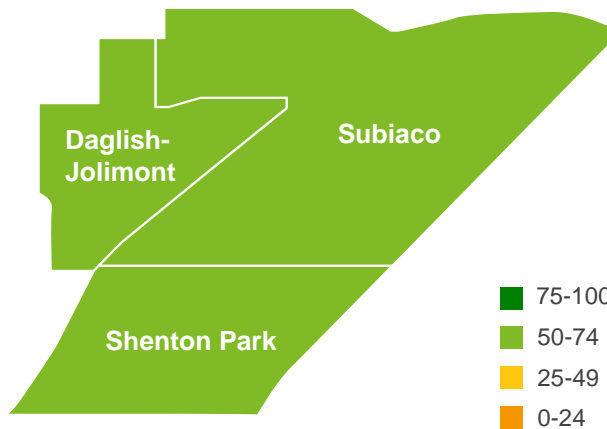
Performance Index Score (out of 100)



- Excellent
- Good
- Okay
- Poor
- Terrible

Geographical variances

Performance Index Score



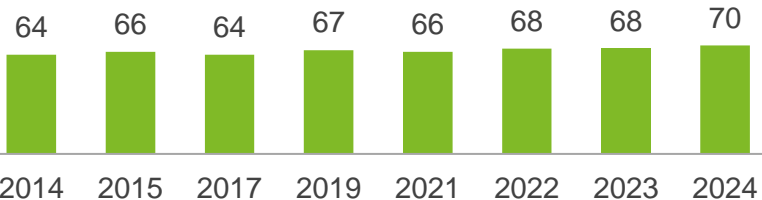
Location

Daglish-Jolimont	69
Shenton Park	71
Subiaco	70

- 75-100
- 50-74
- 25-49
- 0-24

Trend Analysis

Performance Index Score



Community variances

Performance Index Score

Gender

Male	71
Female	70

Age of children

0-4 years	72
5-11 years	69
12-17 years	70
18+ years	66
No children	73

Disability & culture

Disability	74
Mainly speak LOTE	71

Age

18-34 years	71
35-49 years	70
50-64 years	68
65+ years	72

Homeownership

Homeowner	71
Renting / other	66

MARKYT Industry Standards

Performance Index Score



City of Subiaco	70
Industry High	79
Industry Average	64

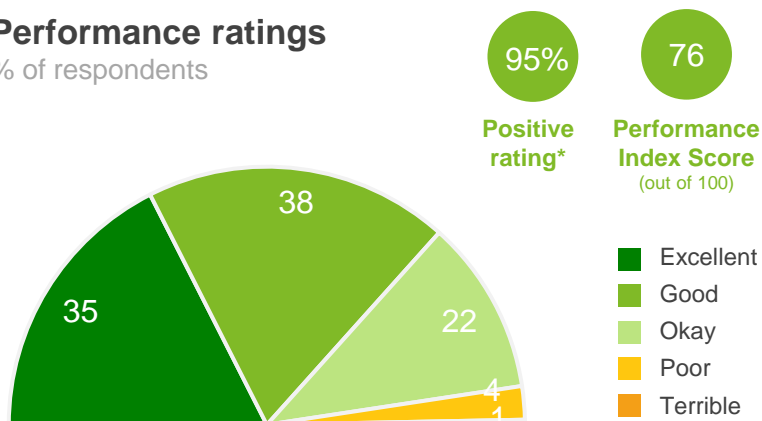
Q. How would you rate performance in the following areas?

Base: All respondents, excludes 'unsure' and 'no response' (n = 703). * Positive Rating = excellent, good + okay

Lords Recreation Centre

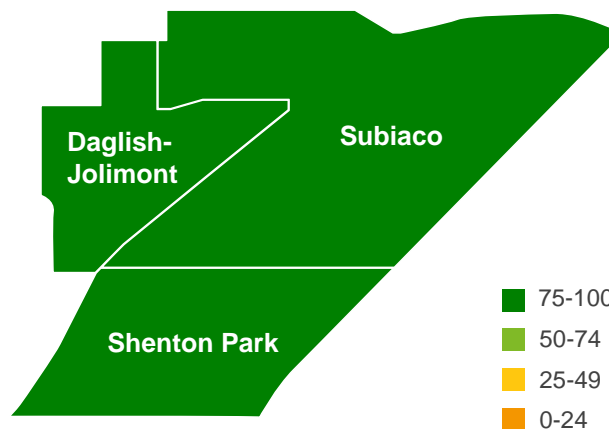
Performance ratings

% of respondents



Geographical variances

Performance Index Score

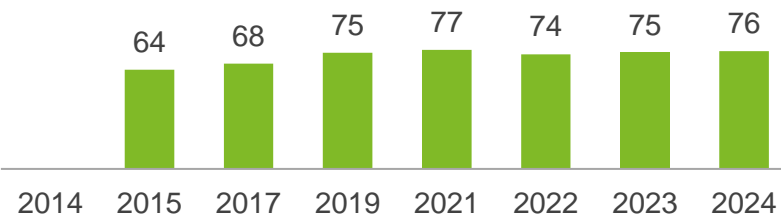


Location

Daglish-Jolimont	77
Shenton Park	76
Subiaco	75

Trend Analysis

Performance Index Score



Community variances

Performance Index Score

Gender		Age of children		Disability & culture	
Male	74	0-4 years	81	Disability	68
Female	77	5-11 years	74	Mainly speak LOTE	78
Age		Homeownership			
18-34 years	76	12-17 years	74	Homeowner	77
35-49 years	72	18+ years	74	Renting / other	71
50-64 years	75	No children	76		
65+ years	80				

MARKYT Industry Standards

Performance Index Score



City of Subiaco	76
Industry High	80
Industry Average	66

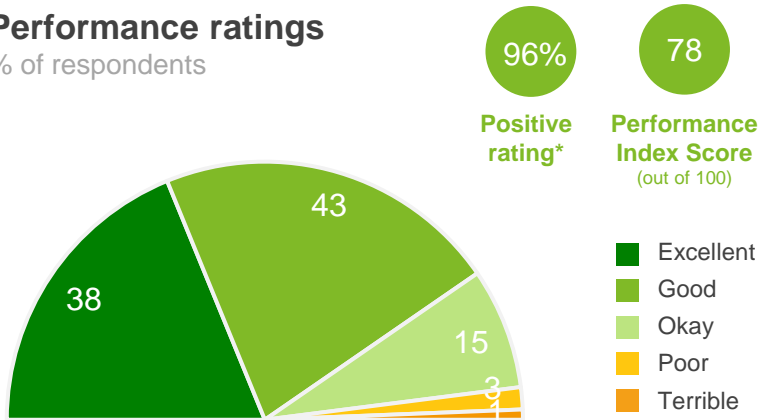
Q. How would you rate performance in the following areas?

Base: All respondents, excludes 'unsure' and 'no response' (n = 475). * Positive Rating = excellent, good + okay

Playgrounds, parks and reserves

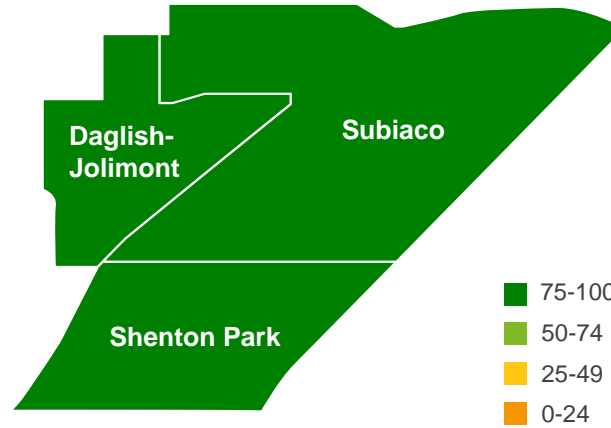
Performance ratings

% of respondents



Geographical variances

Performance Index Score

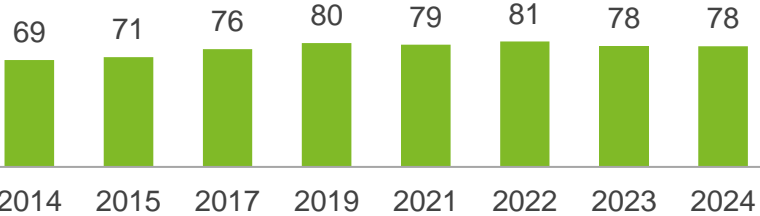


Location

Daglish-Jolimont	78
Shenton Park	81
Subiaco	77

Trend Analysis

Performance Index Score



Community variances

Performance Index Score

Gender	Age of children	Disability & culture	
Male 78	0-4 years 79	Disability 77	
Female 79	5-11 years 78	Mainly speak LOTE 74	
Age	12-17 years 79	Homeownership	
	18-34 years 80	18+ years 76	Homeowner 79
	35-49 years 79	No children 79	Renting / other 76
	50-64 years 77		
65+ years 77			

MARKYT Industry Standards

Performance Index Score



City of Subiaco	78
Industry High	78
Industry Average	64

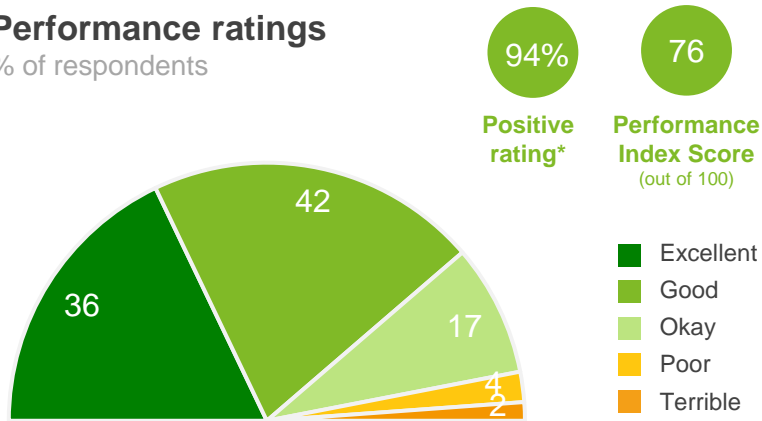
Q. How would you rate performance in the following areas?

Base: All respondents, excludes 'unsure' and 'no response' (n = 792). * Positive Rating = excellent, good + okay

Subiaco Library

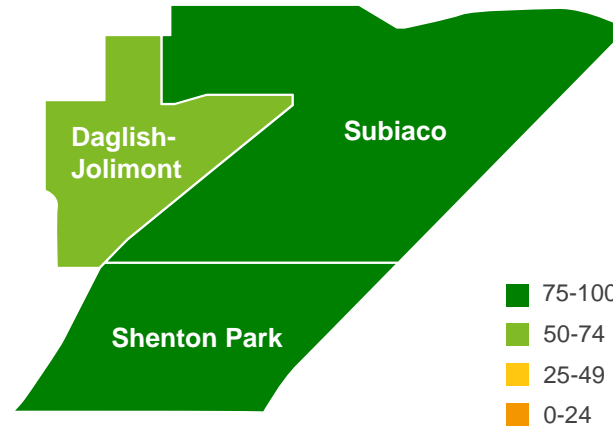
Performance ratings

% of respondents



Geographical variances

Performance Index Score

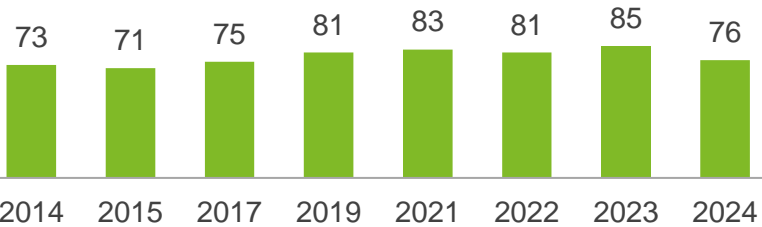


Location

Daglish-Jolimont	72
Shenton Park	78
Subiaco	77

Trend Analysis

Performance Index Score



Community variances

Performance Index Score

Gender	Age of children	Disability & culture
Male 73	0-4 years 82	Disability 78
Female 79	5-11 years 79	Mainly speak LOTE 72
Age	12-17 years 75	Homeownership
18-34 years 72	18+ years 71	Homeowner 78
35-49 years 76	No children 77	Renting / other 67
50-64 years 75		
65+ years 80		

MARKYT Industry Standards

Performance Index Score



City of Subiaco	76
Industry High	82
Industry Average	70

Q. How would you rate performance in the following areas?

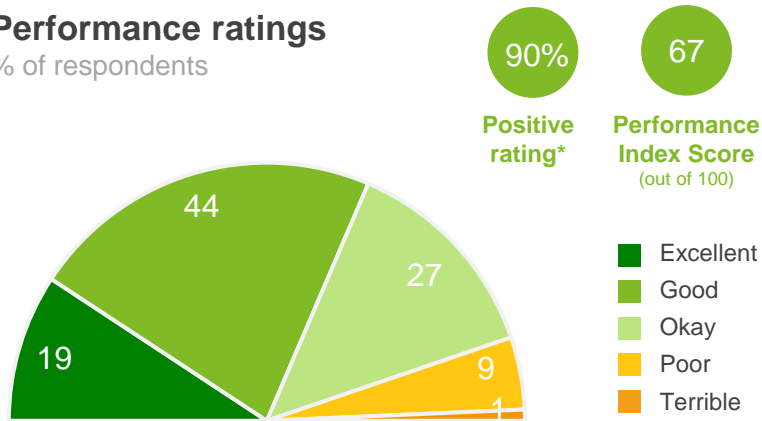
Base: All respondents, excludes 'unsure' and 'no response' (n = 638). * Positive Rating = excellent, good + okay

NB: Where sub-totals add to ±1% of the parts, this is due to rounding errors to zero decimal places.

Subiaco Museum

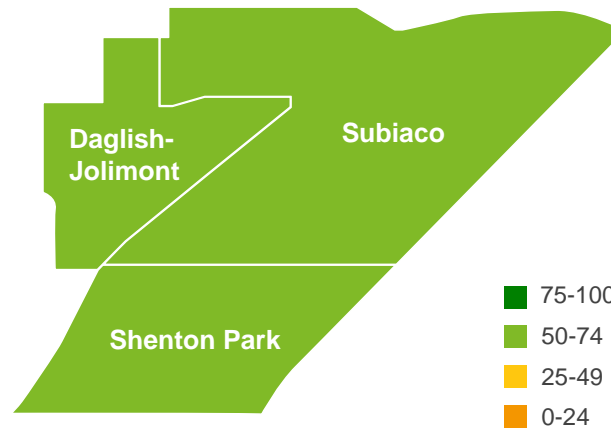
Performance ratings

% of respondents



Geographical variances

Performance Index Score

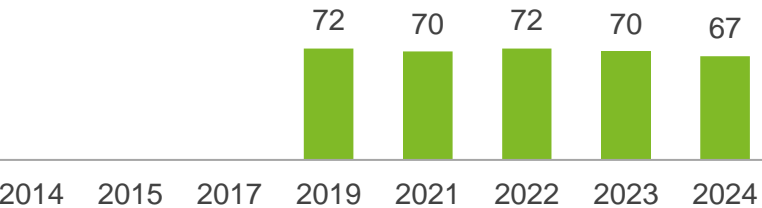


Location

Daglish-Jolimont	67
Shenton Park	72
Subiaco	66

Trend Analysis

Performance Index Score



Community variances

Performance Index Score

Gender		Age of children		Disability & culture	
Male	64	0-4 years	61	Disability	78
Female	70	5-11 years	69	Mainly speak LOTE	62
Age		12-17 years	68	Homeownership	
18-34 years	68	18+ years	65	Homeowner	67
35-49 years	63	No children	69	Renting / other	68
50-64 years	64				
65+ years	72				

MARKYT Industry Standards

Performance Index Score



City of Subiaco	67
Industry High	NA
Industry Average	NA

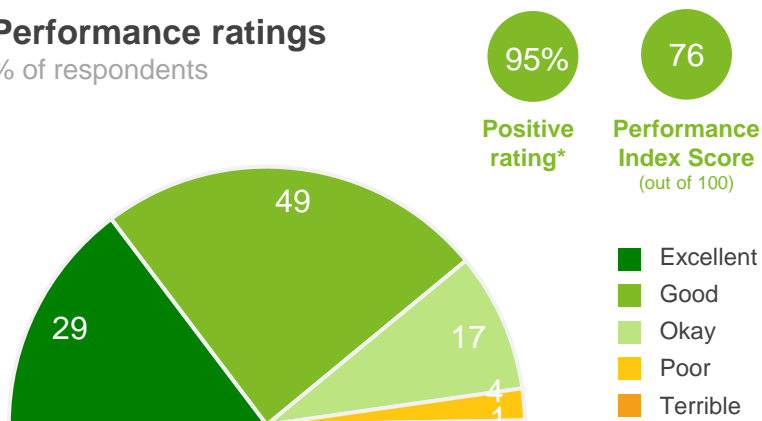
Q. How would you rate performance in the following areas?

Base: All respondents, excludes 'unsure' and 'no response' (n = 369). * Positive Rating = excellent, good + okay

Festivals, events, art and cultural activities

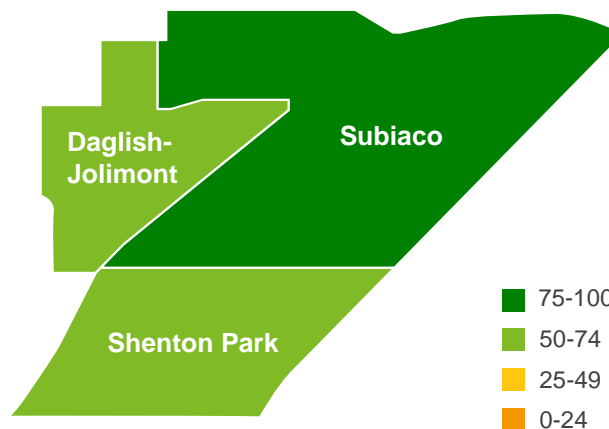
Performance ratings

% of respondents



Geographical variances

Performance Index Score

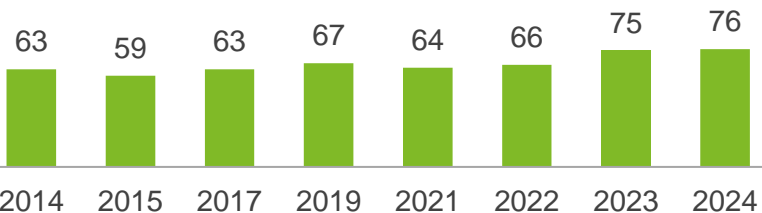


Location

Daglish-Jolimont	72
Shenton Park	73
Subiaco	77

Trend Analysis

Performance Index Score



Community variances

Performance Index Score

Gender		Age of children		Disability & culture	
Male	73	0-4 years	81	Disability	73
Female	79	5-11 years	76	Mainly speak LOTE	76
Age		12-17 years	75	Homeownership	
		18+ years	70	Homeowner	76
18-34 years	80	No children	76	Renting / other	74
35-49 years	76				
50-64 years	72				
65+ years	74				

MARKYT Industry Standards

Performance Index Score



City of Subiaco	76
Industry High	76
Industry Average	61

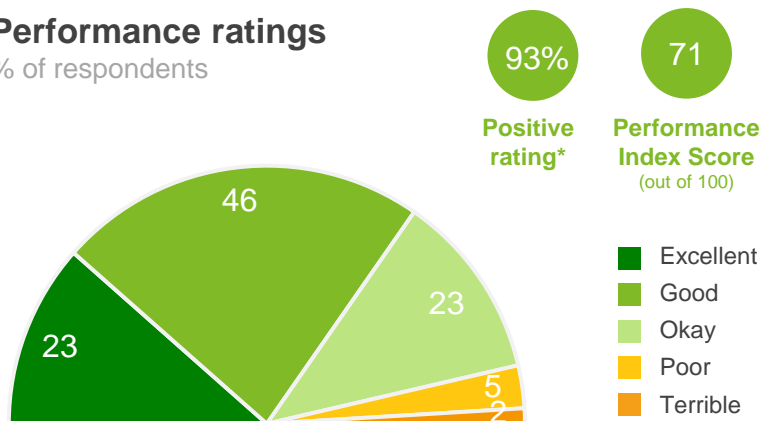
Q. How would you rate performance in the following areas?

Base: All respondents, excludes 'unsure' and 'no response' (n = 766). * Positive Rating = excellent, good + okay

How local history and heritage are preserved and promoted

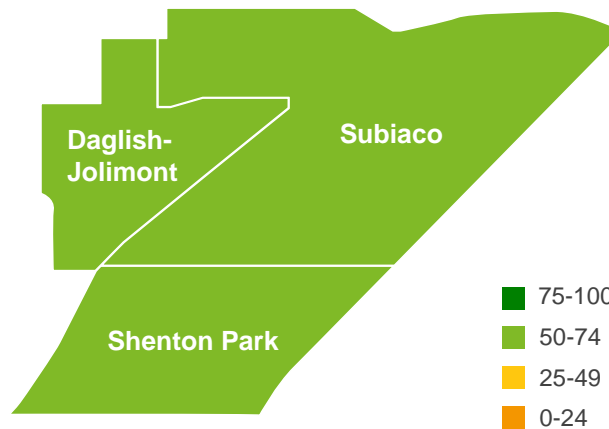
Performance ratings

% of respondents



Geographical variances

Performance Index Score

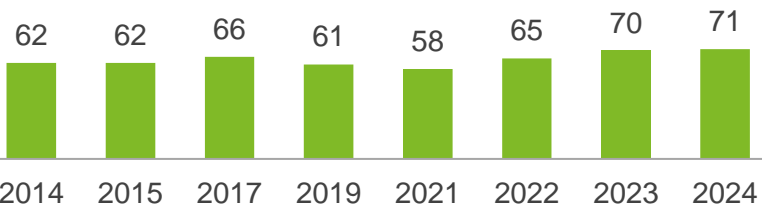


Location

Daglish-Jolimont	70
Shenton Park	71
Subiaco	71

Trend Analysis

Performance Index Score



Community variances

Performance Index Score

Gender

Male	68
Female	73

Age of children

0-4 years	76
5-11 years	76
12-17 years	71
18+ years	67
No children	70

Disability & culture

Disability	73
Mainly speak LOTE	67

Age

18-34 years	75
35-49 years	71
50-64 years	67
65+ years	70

Homeownership

Homeowner	71
Renting / other	71

MARKYT Industry Standards

Performance Index Score



City of Subiaco	71
Industry High	71
Industry Average	57

Q. How would you rate performance in the following areas?

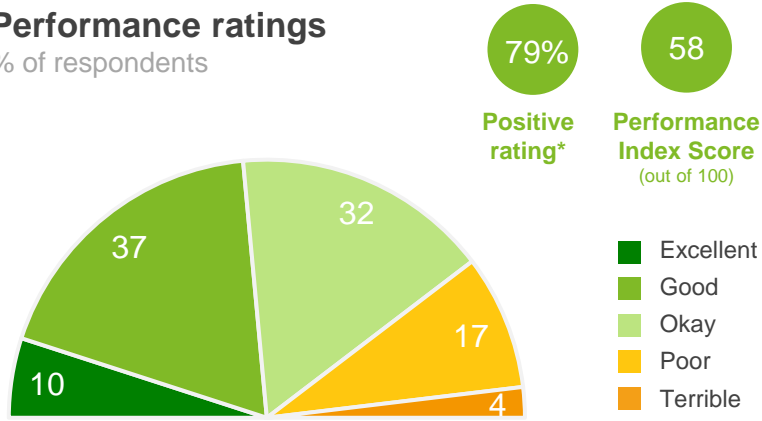
Base: All respondents, excludes 'unsure' and 'no response' (n = 690). * Positive Rating = excellent, good + okay

NB: Where sub-totals add to ±1% of the parts, this is due to rounding errors to zero decimal places.

Community safety and crime prevention

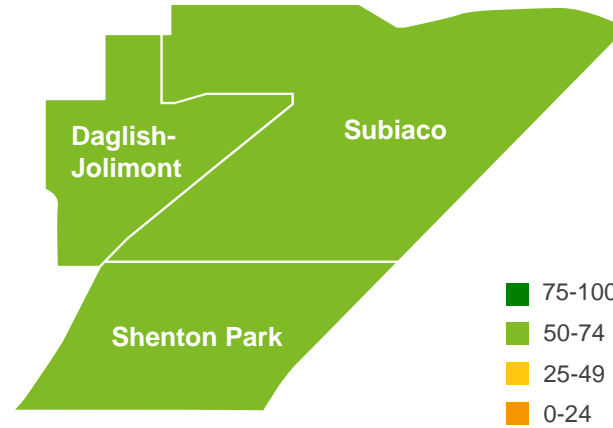
Performance ratings

% of respondents



Geographical variances

Performance Index Score

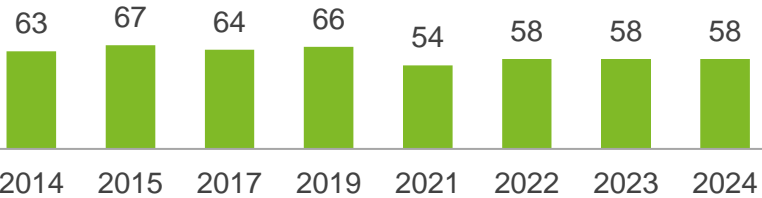


Location

Daglish-Jolimont	61
Shenton Park	64
Subiaco	56

Trend Analysis

Performance Index Score



Community variances

Performance Index Score

Gender	Age of children	Disability & culture
Male 57	0-4 years 64	Disability 58
Female 59	5-11 years 60	Mainly speak LOTE 64
Age	12-17 years 60	Homeownership
	18-34 years 60	Homeowner 58
	35-49 years 57	Renting / other 61
	50-64 years 56	
65+ years 59	No children 55	

MARKYT Industry Standards

Performance Index Score



City of Subiaco	58
Industry High	66
Industry Average	46

Q. How would you rate performance in the following areas?

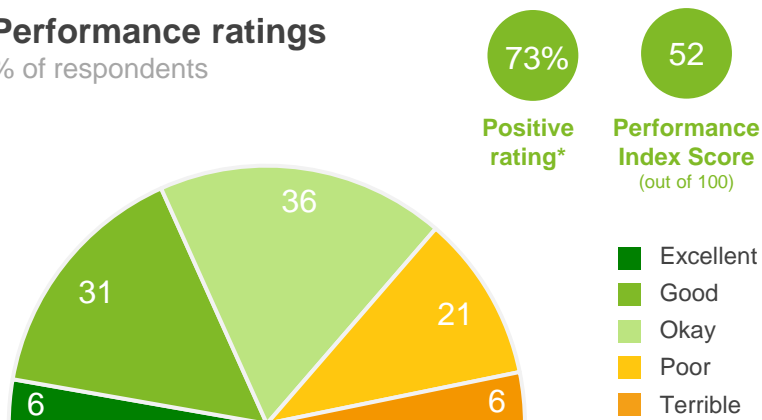
Base: All respondents, excludes 'unsure' and 'no response' (n = 648). * Positive Rating = excellent, good + okay

Place

Managing responsible growth and development

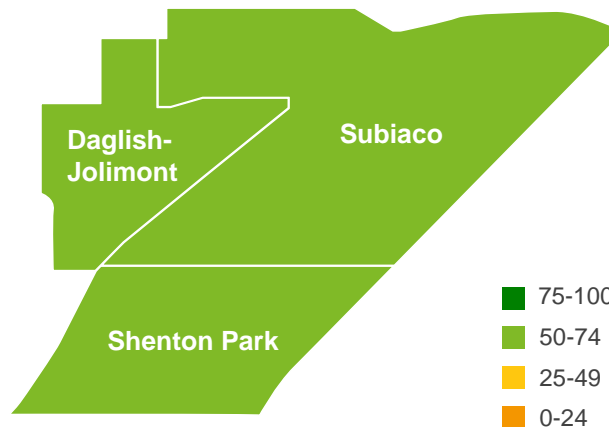
Performance ratings

% of respondents



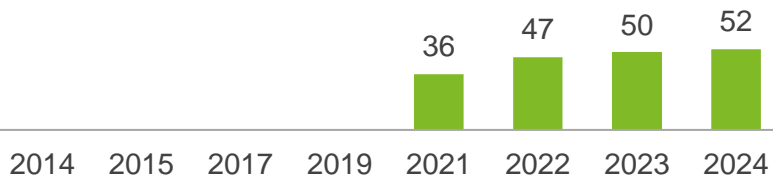
Geographical variances

Performance Index Score



Trend Analysis

Performance Index Score



Community variances

Performance Index Score

Gender		Age of children		Disability & culture	
Male	51	0-4 years	53	Disability	53
Female	54	5-11 years	54	Mainly speak LOTE	54
Age		12-17 years	54	Homeownership	
		18+ years	48	Homeowner	52
18-34 years	58	No children	53	Renting / other	54
35-49 years	53				
50-64 years	46				
65+ years	51				

MARKYT Industry Standards

Performance Index Score



City of Subiaco	52
Industry High	58
Industry Average	44

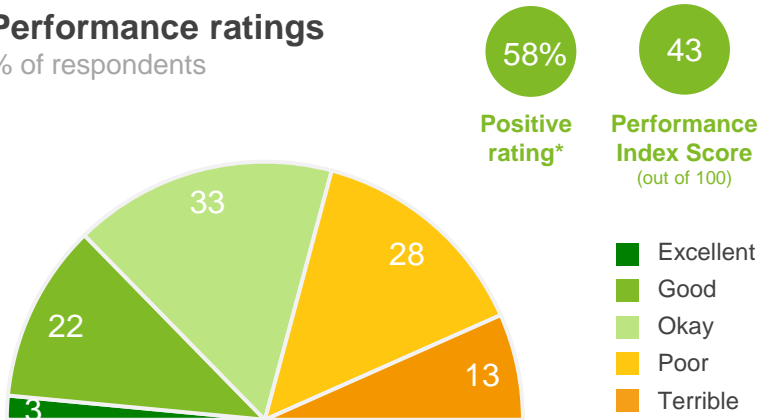
Q. How would you rate performance in the following areas?

Base: All respondents, excludes 'unsure' and 'no response' (n = 637). * Positive Rating = excellent, good + okay

Planning and building approvals

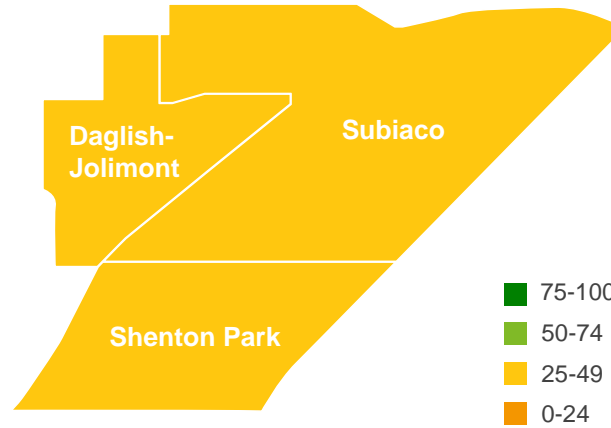
Performance ratings

% of respondents



Geographical variances

Performance Index Score

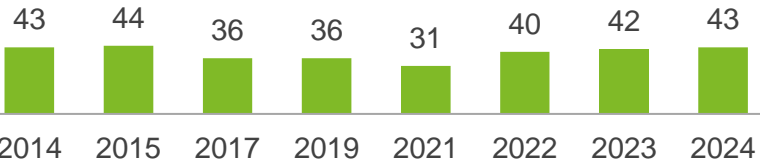


Location

Daglish-Jolimont	45
Shenton Park	47
Subiaco	42

Trend Analysis

Performance Index Score



Community variances

Performance Index Score

Gender

Male	42
Female	45

Age of children

0-4 years	46
5-11 years	48
12-17 years	44
18+ years	38
No children	44

Disability & culture

Disability	44
Mainly speak LOTE	46

Age

18-34 years	48
35-49 years	42
50-64 years	41
65+ years	43

Homeownership

Homeowner	44
Renting / other	43

MARKYT Industry Standards

Performance Index Score



City of Subiaco	43
Industry High	55
Industry Average	42

Q. How would you rate performance in the following areas?

Base: All respondents, excludes 'unsure' and 'no response' (n = 528). * Positive Rating = excellent, good + okay

Access to housing that meets your needs

Performance ratings

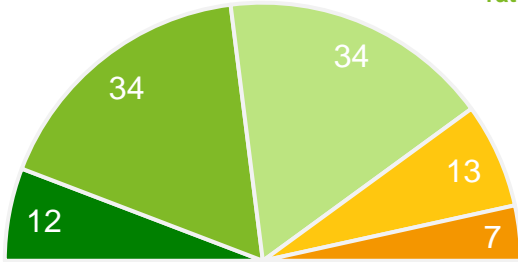
% of respondents

80%

Positive rating*

58

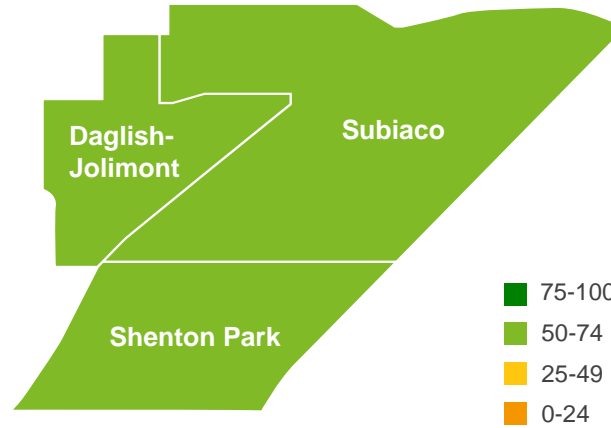
Performance Index Score (out of 100)



- Excellent
- Good
- Okay
- Poor
- Terrible

Geographical variances

Performance Index Score

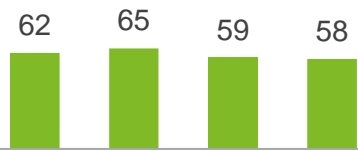


Location

Daglish-Jolimont	54
Shenton Park	58
Subiaco	59

Trend Analysis

Performance Index Score



2014 2015 2017 2019 2021 2022 2023 2024

Community variances

Performance Index Score

Gender

Male	55
Female	61

Age of children

0-4 years	56
5-11 years	58
12-17 years	60
18+ years	57
No children	59

Disability & culture

Disability	57
Mainly speak LOTE	55

Age

18-34 years	52
35-49 years	59
50-64 years	60
65+ years	60

Homeownership

Homeowner	61
Renting / other	44

MARKYT Industry Standards

Performance Index Score



City of Subiaco	58
Industry High	64
Industry Average	47

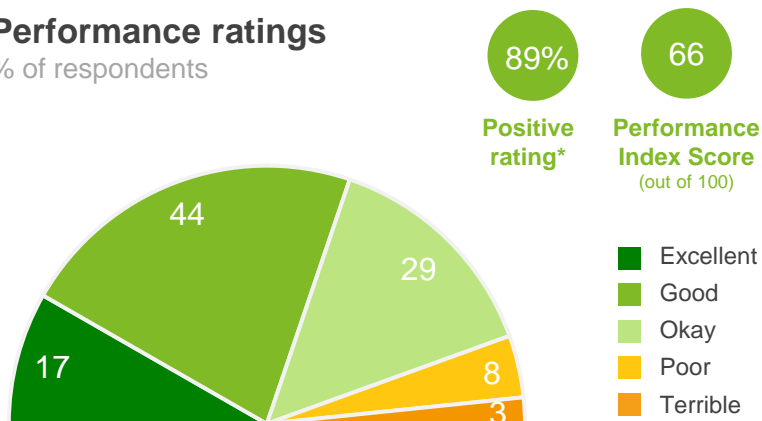
Q. How would you rate performance in the following areas?

Base: All respondents, excludes 'unsure' and 'no response' (n = 554). * Positive Rating = excellent, good + okay

Maintaining the area's built heritage and identity

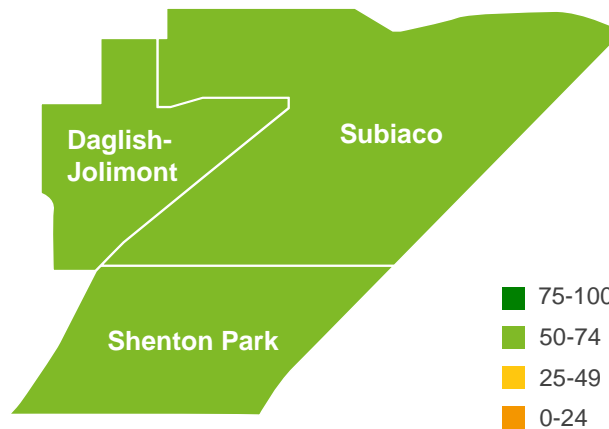
Performance ratings

% of respondents



Geographical variances

Performance Index Score

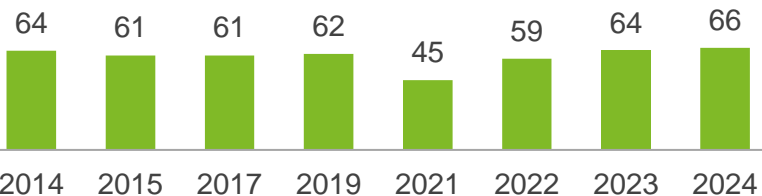


Location

Daglish-Jolimont	66
Shenton Park	64
Subiaco	66

Trend Analysis

Performance Index Score



Community variances

Performance Index Score

Gender

Male	63
Female	68

Age of children

0-4 years	71
5-11 years	71
12-17 years	66
18+ years	59
No children	66

Disability & culture

Disability	68
Mainly speak LOTE	64

Age

18-34 years	72
35-49 years	67
50-64 years	61
65+ years	64

Homeownership

Homeowner	65
Renting / other	68

MARKYT Industry Standards

Performance Index Score



City of Subiaco	66
Industry High	66
Industry Average	56

Q. How would you rate performance in the following areas?

Base: All respondents, excludes 'unsure' and 'no response' (n = 694). * Positive Rating = excellent, good + okay

NB: Where sub-totals add to ±1% of the parts, this is due to rounding errors to zero decimal places.

Local roads

Performance ratings

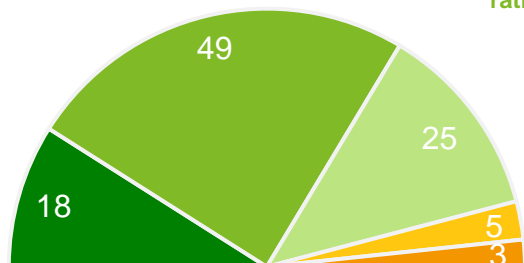
% of respondents

92%

Positive rating*

68

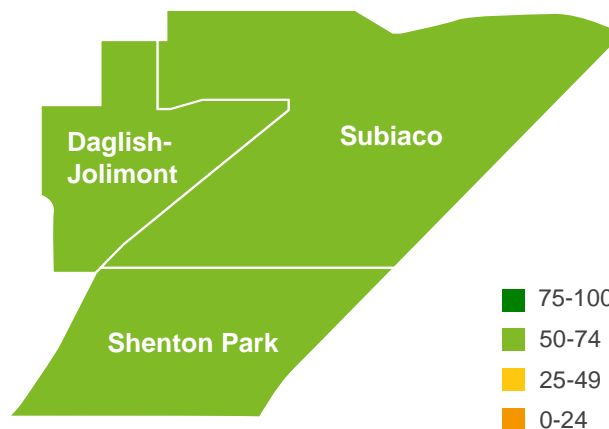
Performance Index Score (out of 100)



- Excellent
- Good
- Okay
- Poor
- Terrible

Geographical variances

Performance Index Score

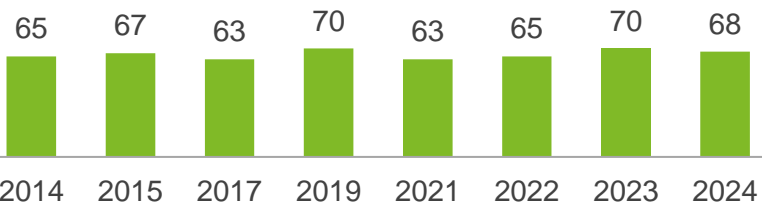


Location

Daglish-Jolimont	72
Shenton Park	67
Subiaco	68

Trend Analysis

Performance Index Score



Community variances

Performance Index Score

Gender

Male	68
Female	68

Age of children

0-4 years	67
5-11 years	66
12-17 years	66
18+ years	68
No children	69

Disability & culture

Disability	69
Mainly speak LOTE	70

Age

18-34 years	74
35-49 years	65
50-64 years	66
65+ years	68

Homeownership

Homeowner	68
Renting / other	71

MARKYT Industry Standards

Performance Index Score



City of Subiaco	68
Industry High	68
Industry Average	46

Q. How would you rate performance in the following areas?

Base: All respondents, excludes 'unsure' and 'no response' (n = 760). * Positive Rating = excellent, good + okay

Traffic management

Performance ratings

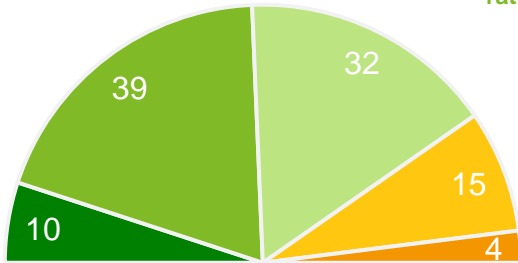
% of respondents

81%

Positive rating*

59

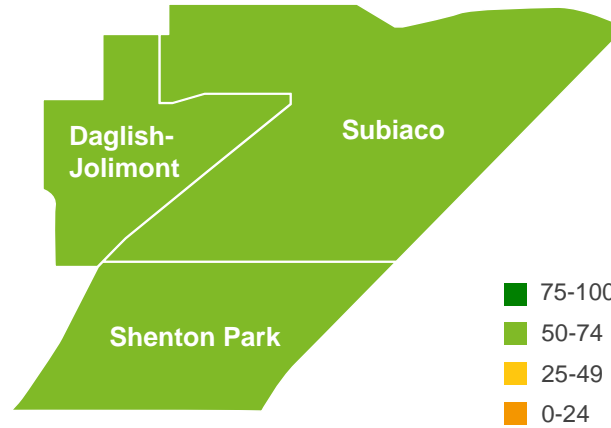
Performance Index Score (out of 100)



- Excellent
- Good
- Okay
- Poor
- Terrible

Geographical variances

Performance Index Score



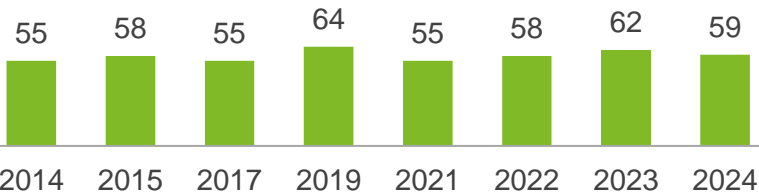
- 75-100
- 50-74
- 25-49
- 0-24

Location

Daglish-Jolimont	64
Shenton Park	58
Subiaco	58

Trend Analysis

Performance Index Score



Community variances

Performance Index Score

Gender

Male	59
Female	58

Age of children

0-4 years	56
5-11 years	57
12-17 years	61
18+ years	60
No children	60

Disability & culture

Disability	55
Mainly speak LOTE	62

Age

18-34 years	64
35-49 years	57
50-64 years	57
65+ years	58

Homeownership

Homeowner	59
Renting / other	60

MARKYT Industry Standards

Performance Index Score



City of Subiaco	59
Industry High	61
Industry Average	50

Q. How would you rate performance in the following areas?

Base: All respondents, excludes 'unsure' and 'no response' (n = 748). * Positive Rating = excellent, good + okay

Parking management

Performance ratings

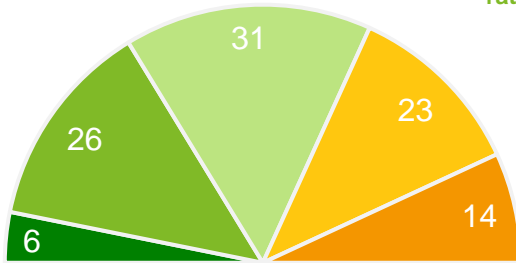
% of respondents

64%

Positive rating*

47

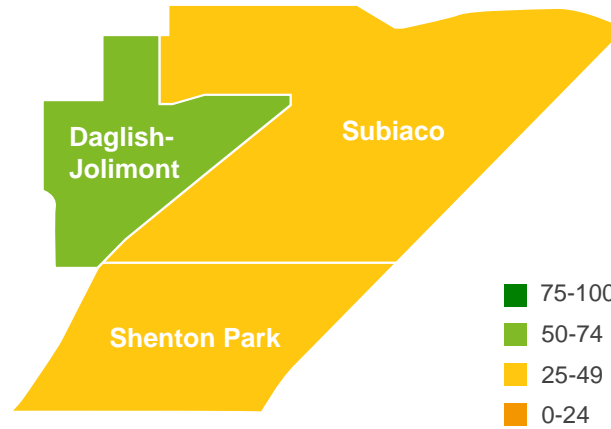
Performance Index Score (out of 100)



- Excellent
- Good
- Okay
- Poor
- Terrible

Geographical variances

Performance Index Score

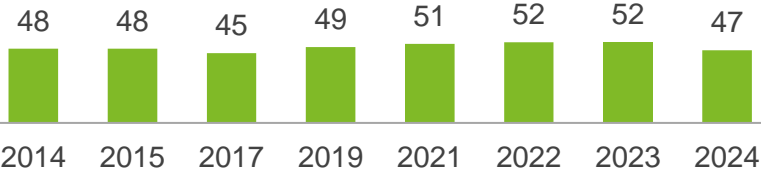


Location

Daglish-Jolimont	51
Shenton Park	48
Subiaco	47

Trend Analysis

Performance Index Score



Community variances

Performance Index Score

Gender

Male	48
Female	47

Age of children

0-4 years	50
5-11 years	52
12-17 years	54
18+ years	45
No children	47

Disability & culture

Disability	49
Mainly speak LOTE	62

Age

18-34 years	53
35-49 years	46
50-64 years	44
65+ years	46

Homeownership

Homeowner	47
Renting / other	46

MARKYT Industry Standards

Performance Index Score



City of Subiaco	47
Industry High	60
Industry Average	52

Q. How would you rate performance in the following areas?

Base: All respondents, excludes 'unsure' and 'no response' (n = 741). * Positive Rating = excellent, good + okay

NB: Where sub-totals add to ±1% of the parts, this is due to rounding errors to zero decimal places.

Footpaths and cycleways

Performance ratings

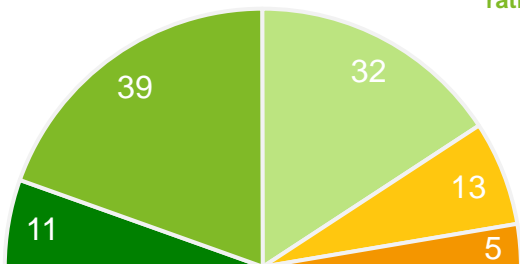
% of respondents

82%

Positive rating*

59

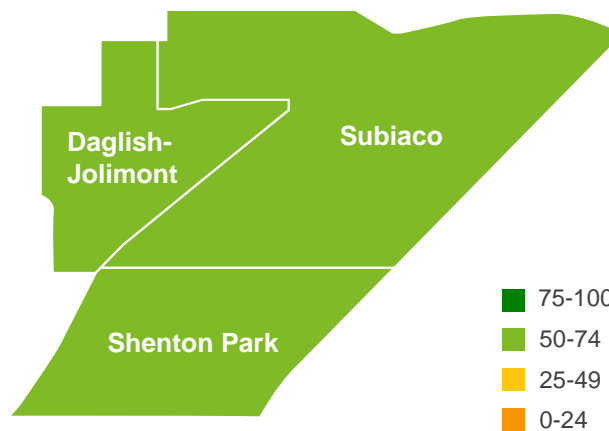
Performance Index Score (out of 100)



- Excellent
- Good
- Okay
- Poor
- Terrible

Geographical variances

Performance Index Score

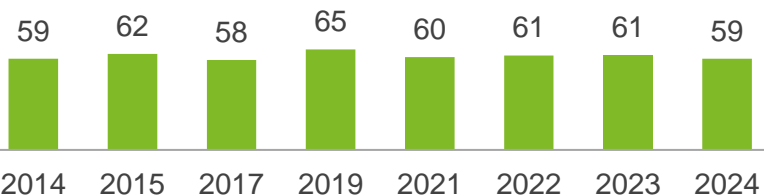


Location

Daglish-Jolimont	66
Shenton Park	57
Subiaco	59

Trend Analysis

Performance Index Score



Community variances

Performance Index Score

Gender

Male	58
Female	60

Age of children

0-4 years	57
5-11 years	61
12-17 years	63
18+ years	60
No children	60

Disability & culture

Disability	60
Mainly speak LOTE	62

Age

18-34 years	65
35-49 years	58
50-64 years	59
65+ years	56

Homeownership

Homeowner	59
Renting / other	61

MARKYT Industry Standards

Performance Index Score



City of Subiaco	59
Industry High	67
Industry Average	52

Q. How would you rate performance in the following areas?

Base: All respondents, excludes 'unsure' and 'no response' (n = 759). * Positive Rating = excellent, good + okay

Streetscapes

Performance ratings

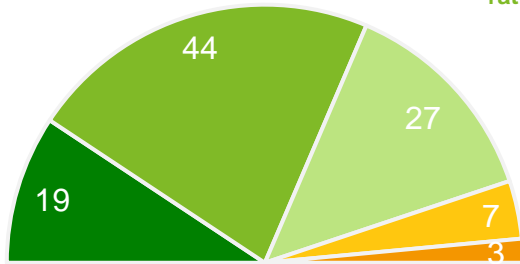
% of respondents

90%

Positive rating*

67

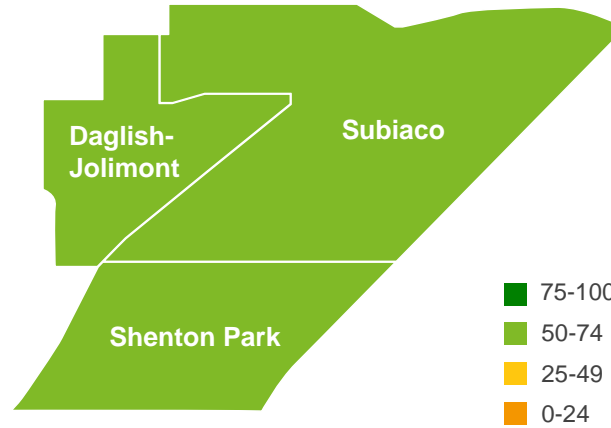
Performance Index Score (out of 100)



- Excellent
- Good
- Okay
- Poor
- Terrible

Geographical variances

Performance Index Score

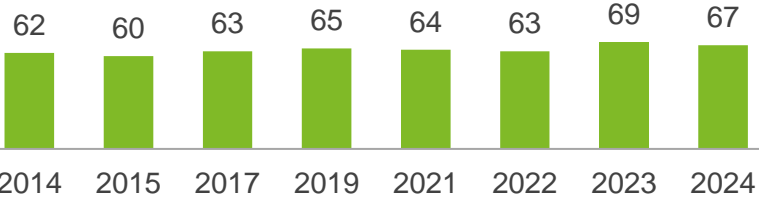


Location

Daglish-Jolimont	68
Shenton Park	66
Subiaco	68

Trend Analysis

Performance Index Score



Community variances

Performance Index Score

Gender

Male	65
Female	69

Age of children

0-4 years	71
5-11 years	74
12-17 years	70
18+ years	61
No children	67

Disability & culture

Disability	67
Mainly speak LOTE	74

Age

18-34 years	73
35-49 years	69
50-64 years	65
65+ years	62

Homeownership

Homeowner	67
Renting / other	69

MARKYT Industry Standards

Performance Index Score



City of Subiaco	67
Industry High	69
Industry Average	52

Q. How would you rate performance in the following areas?

Base: All respondents, excludes 'unsure' and 'no response' (n = 746). * Positive Rating = excellent, good + okay

Lighting of streets and public places

Performance ratings

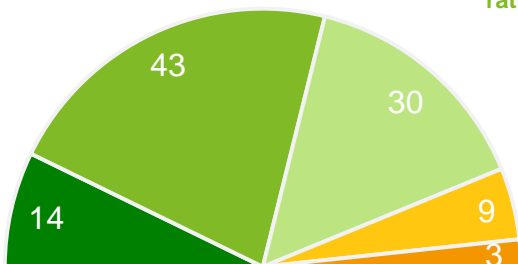
% of respondents

88%

Positive rating*

64

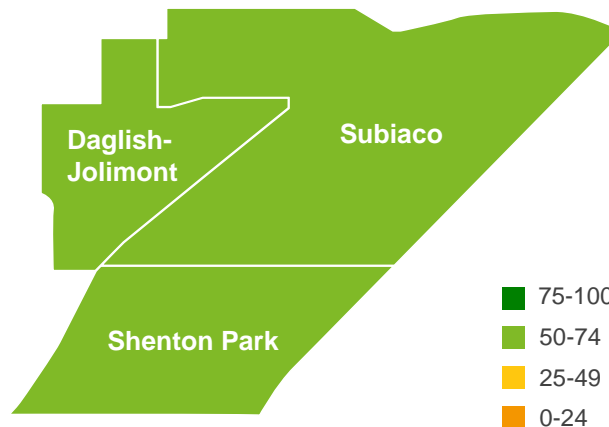
Performance Index Score (out of 100)



- Excellent
- Good
- Okay
- Poor
- Terrible

Geographical variances

Performance Index Score



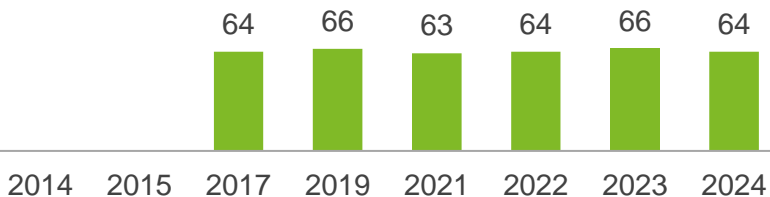
Location

Daglish-Jolimont	61
Shenton Park	63
Subiaco	65

- 75-100
- 50-74
- 25-49
- 0-24

Trend Analysis

Performance Index Score



Community variances

Performance Index Score

Gender

Male	65
Female	64

Age of children

0-4 years	66
5-11 years	66
12-17 years	64
18+ years	59
No children	65

Disability & culture

Disability	68
Mainly speak LOTE	72

Age

18-34 years	68
35-49 years	64
50-64 years	61
65+ years	64

Homeownership

Homeowner	64
Renting / other	66

MARKYT Industry Standards

Performance Index Score



City of Subiaco	64
Industry High	65
Industry Average	51

Q. How would you rate performance in the following areas?

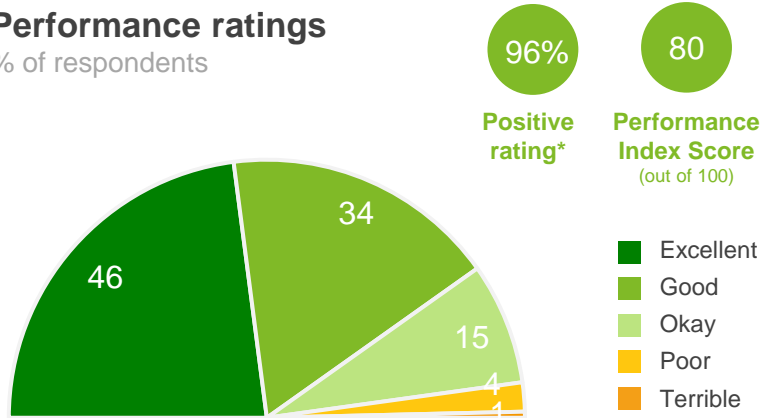
Base: All respondents, excludes 'unsure' and 'no response' (n = 758). * Positive Rating = excellent, good + okay

NB: Where sub-totals add to ±1% of the parts, this is due to rounding errors to zero decimal places.

Access to public transport

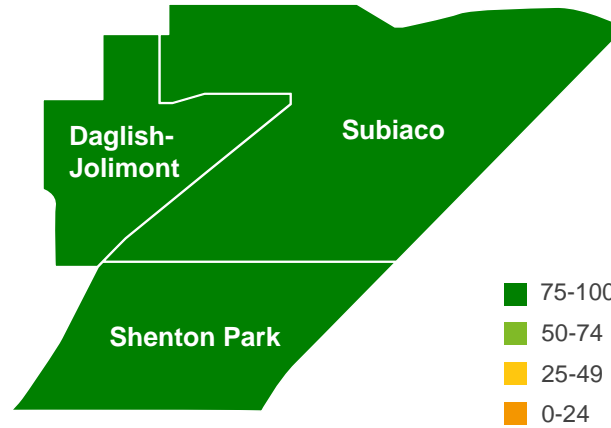
Performance ratings

% of respondents



Geographical variances

Performance Index Score

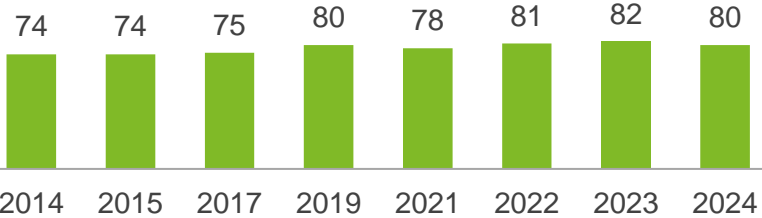


Location

Daglish-Jolimont	79
Shenton Park	79
Subiaco	81

Trend Analysis

Performance Index Score



Community variances

Performance Index Score

Gender	Age of children	Disability & culture
Male 79	0-4 years 79	Disability 80
Female 81	5-11 years 84	Mainly speak LOTE 86
Age	Homeownership	
18-34 years 80	Homeowner 81	
35-49 years 82	Renting / other 79	
50-64 years 79		
65+ years 80		

MARKYT Industry Standards

Performance Index Score



City of Subiaco	80
Industry High	80
Industry Average	52

Q. How would you rate performance in the following areas?

Base: All respondents, excludes 'unsure' and 'no response' (n = 753). * Positive Rating = excellent, good + okay

NB: Where sub-totals add to ±1% of the parts, this is due to rounding errors to zero decimal places.

Planet

Efforts to promote and adopt sustainable practices to manage climate change

Performance ratings

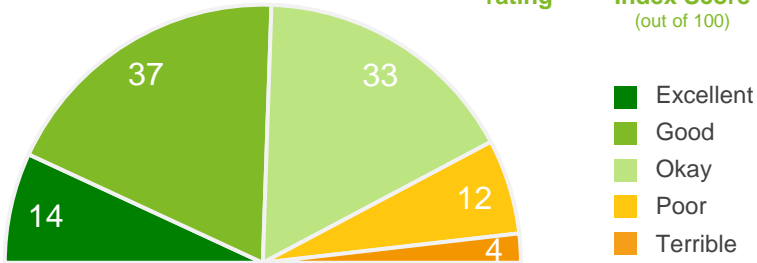
% of respondents

84%

Positive rating*

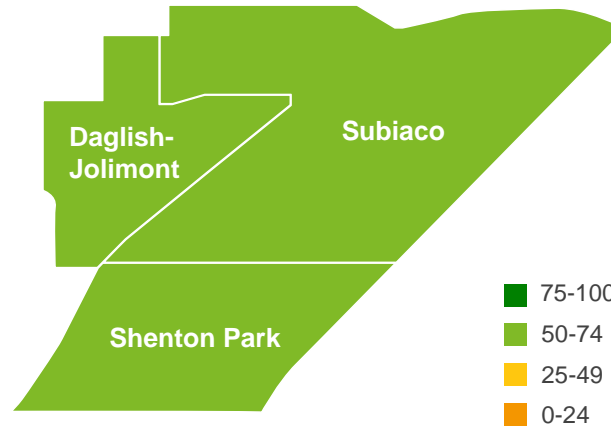
61

Performance Index Score (out of 100)



Geographical variances

Performance Index Score

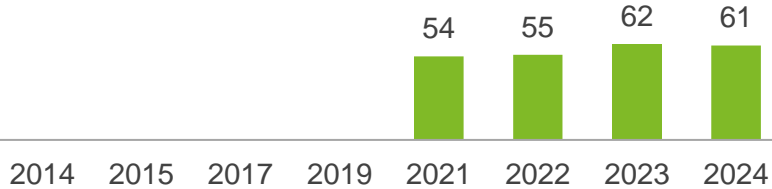


Location

Daglish-Jolimont	63
Shenton Park	65
Subiaco	60

Trend Analysis

Performance Index Score



Community variances

Performance Index Score

Gender	Age of children	Disability & culture
Male	0-4 years	Disability
Female	5-11 years	Mainly speak LOTE
	12-17 years	Homeownership
	18+ years	Homeowner
	No children	Renting / other
Age		
18-34 years		
35-49 years		
50-64 years		
65+ years		

MARKYT Industry Standards

Performance Index Score



City of Subiaco	61
Industry High	61
Industry Average	52

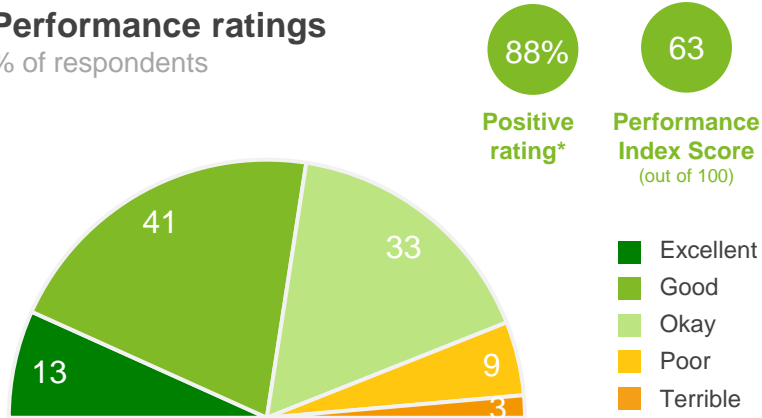
Q. How would you rate performance in the following areas?

Base: All respondents, excludes 'unsure' and 'no response' (n = 534). * Positive Rating = excellent, good + okay

Conservation and environmental management

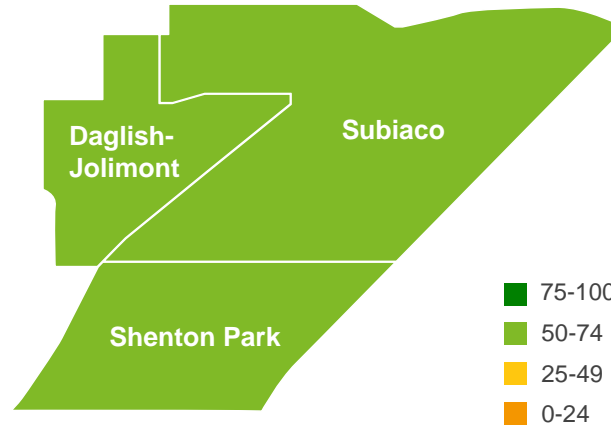
Performance ratings

% of respondents



Geographical variances

Performance Index Score

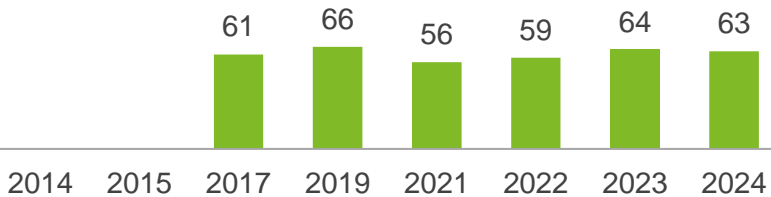


Location

Daglish-Jolimont	63
Shenton Park	66
Subiaco	63

Trend Analysis

Performance Index Score



Community variances

Performance Index Score

Gender	Age of children	Disability & culture
Male 62	0-4 years 64	Disability 64
Female 65	5-11 years 69	Mainly speak LOTE 70
Age	12-17 years 67	Homeownership
18-34 years 64	18+ years 65	Homeowner 65
35-49 years 65	No children 62	Renting / other 57
50-64 years 60		
65+ years 64		

MARKYT Industry Standards

Performance Index Score



City of Subiaco	63
Industry High	67
Industry Average	52

Q. How would you rate performance in the following areas?

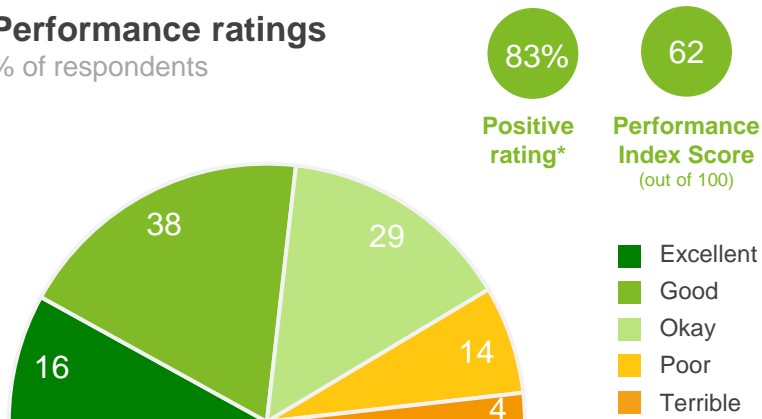
Base: All respondents, excludes 'unsure' and 'no response' (n = 548). * Positive Rating = excellent, good + okay

NB: Where sub-totals add to ±1% of the parts, this is due to rounding errors to zero decimal places.

Tree management (protection, planting and maintenance)

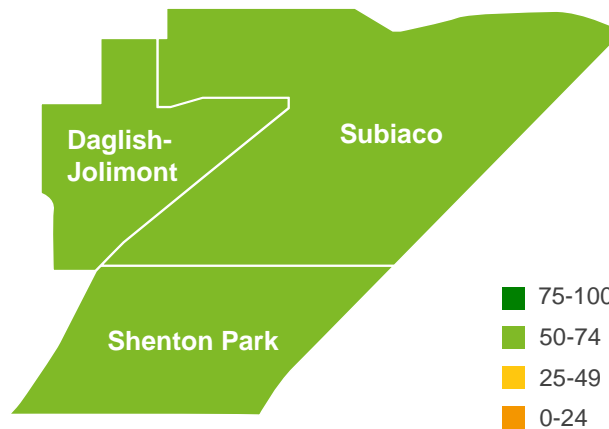
Performance ratings

% of respondents



Geographical variances

Performance Index Score

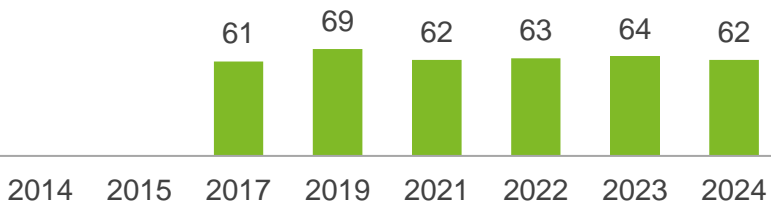


Location

Daglish-Jolimont	65
Shenton Park	60
Subiaco	62

Trend Analysis

Performance Index Score



Community variances

Performance Index Score

Category	Sub-category	Score
Gender	Male	62
	Female	62
Age of children	0-4 years	61
	5-11 years	69
	12-17 years	65
	18+ years	60
	No children	63
Disability & culture	Disability	60
	Mainly speak LOTE	68
Homeownership	Homeowner	63
	Renting / other	57
Age	18-34 years	66
	35-49 years	63
	50-64 years	60
	65+ years	61

MARKYT Industry Standards

Performance Index Score



City of Subiaco	62
Industry High	62
Industry Average	56

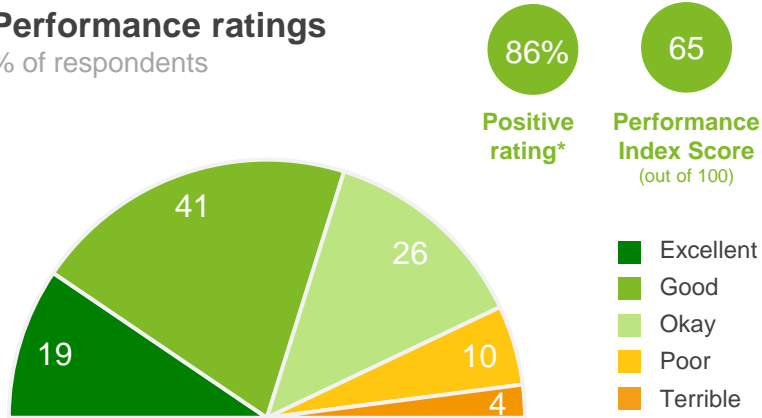
Q. How would you rate performance in the following areas?

Base: All respondents, excludes 'unsure' and 'no response' (n = 670). * Positive Rating = excellent, good + okay

Waste management

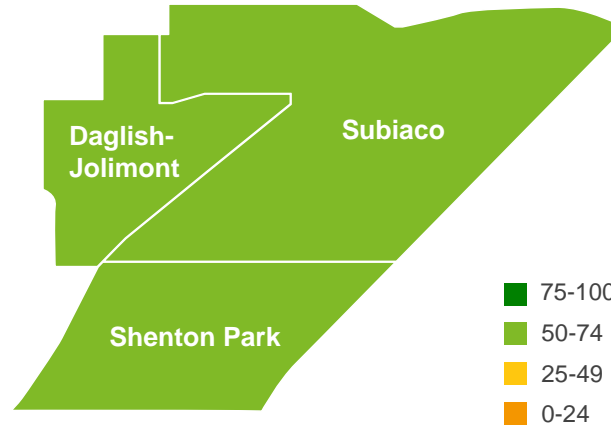
Performance ratings

% of respondents



Geographical variances

Performance Index Score

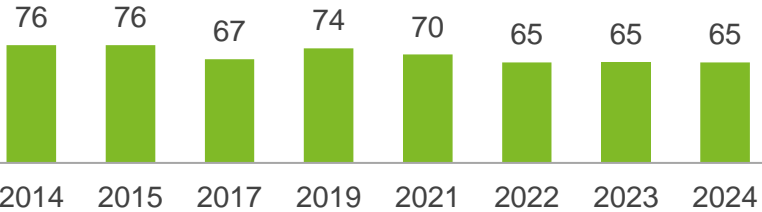


Location

Daglish-Jolimont	66
Shenton Park	67
Subiaco	64

Trend Analysis

Performance Index Score



Community variances

Performance Index Score

Gender		Age of children		Disability & culture	
Male	65	0-4 years	62	Disability	65
Female	65	5-11 years	64	Mainly speak LOTE	72
Age		12-17 years	60	Homeownership	
18-34 years	65	18+ years	63	Homeowner	65
35-49 years	62	No children	67	Renting / other	64
50-64 years	64				
65+ years	69				

MARKYT Industry Standards

Performance Index Score



City of Subiaco	65
Industry High	77
Industry Average	60

Q. How would you rate performance in the following areas?

Base: All respondents, excludes 'unsure' and 'no response' (n = 735). * Positive Rating = excellent, good + okay

Animal management (dogs and cats)

Performance ratings

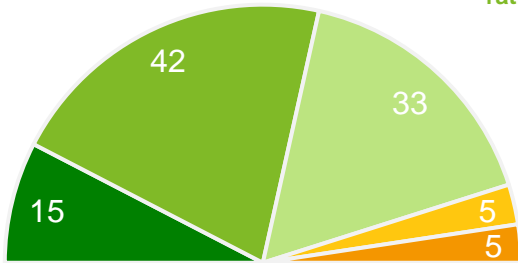
% of respondents

90%

Positive rating*

64

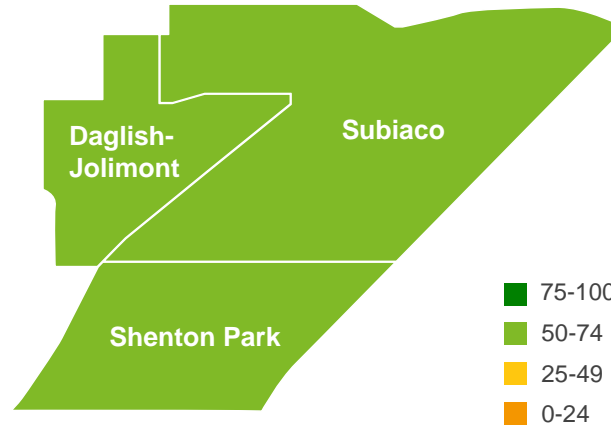
Performance Index Score (out of 100)



- Excellent
- Good
- Okay
- Poor
- Terrible

Geographical variances

Performance Index Score



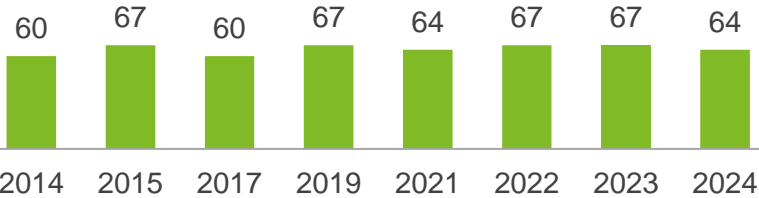
Location

Daglish-Jolimont	59
Shenton Park	66
Subiaco	65

- 75-100
- 50-74
- 25-49
- 0-24

Trend Analysis

Performance Index Score



Community variances

Performance Index Score

Gender

Male	63
Female	66

Age of children

0-4 years	59
5-11 years	63
12-17 years	67
18+ years	67
No children	65

Disability & culture

Disability	67
Mainly speak LOTE	65

Age

18-34 years	67
35-49 years	62
50-64 years	64
65+ years	64

Homeownership

Homeowner	64
Renting / other	64

MARKYT Industry Standards

Performance Index Score



City of Subiaco	64
Industry High	67
Industry Average	53

Q. How would you rate performance in the following areas?

Base: All respondents, excludes 'unsure' and 'no response' (n = 552). * Positive Rating = excellent, good + okay

Environmental health management

(noise, pollution, pests, food inspections, etc)

Performance ratings

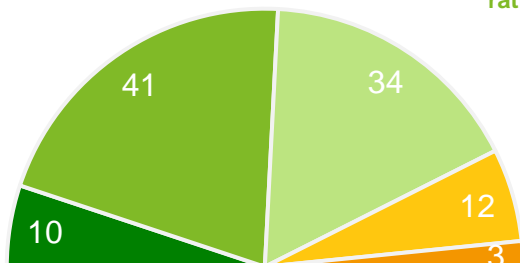
% of respondents

85%

Positive rating*

61

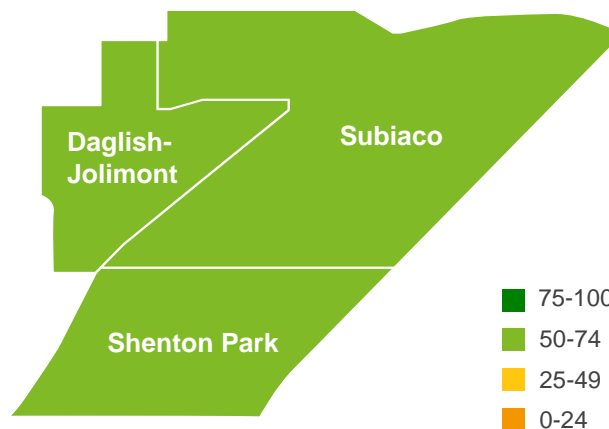
Performance Index Score (out of 100)



- Excellent
- Good
- Okay
- Poor
- Terrible

Geographical variances

Performance Index Score



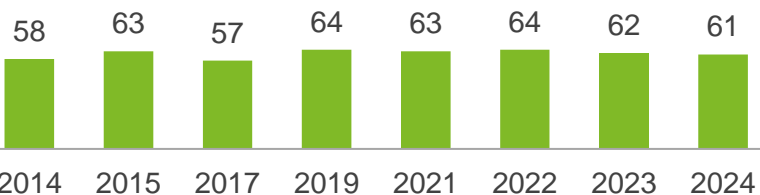
Location

Daglish-Jolimont	64
Shenton Park	65
Subiaco	59

- 75-100
- 50-74
- 25-49
- 0-24

Trend Analysis

Performance Index Score



Community variances

Performance Index Score

Gender

Male	60
Female	62

Age of children

0-4 years	63
5-11 years	60
12-17 years	65
18+ years	62
No children	60

Disability & culture

Disability	58
Mainly speak LOTE	64

Age

18-34 years	63
35-49 years	59
50-64 years	60
65+ years	62

Homeownership

Homeowner	62
Renting / other	58

MARKYT Industry Standards

Performance Index Score



City of Subiaco	61
Industry High	65
Industry Average	54

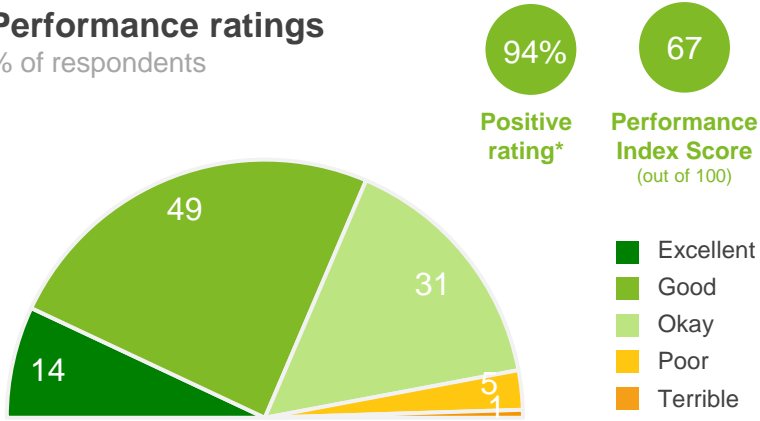
Q. How would you rate performance in the following areas?

Base: All respondents, excludes 'unsure' and 'no response' (n = 522). * Positive Rating = excellent, good + okay

Emergency management

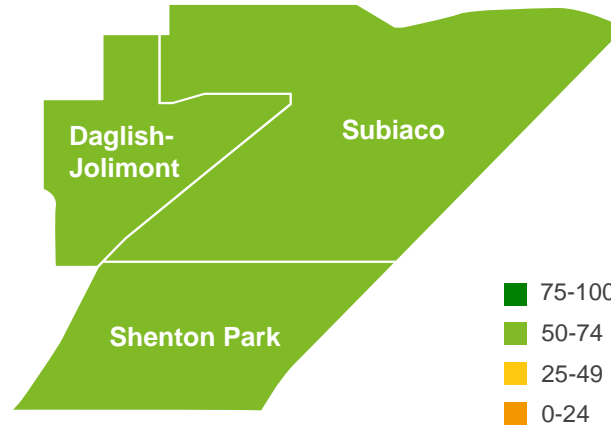
Performance ratings

% of respondents



Geographical variances

Performance Index Score

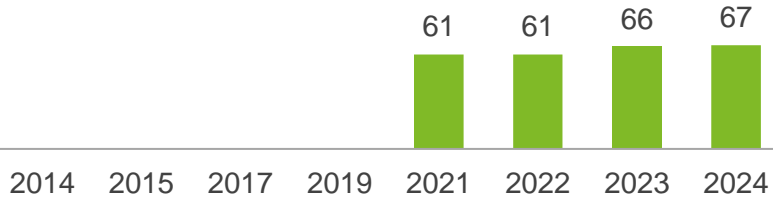


Location

Daglish-Jolimont	67
Shenton Park	71
Subiaco	67

Trend Analysis

Performance Index Score



Community variances

Performance Index Score

Gender	Age of children	Disability & culture
Male 67	0-4 years 70	Disability 66
Female 68	5-11 years 70	Mainly speak LOTE 69
Age	12-17 years 66	Homeownership
18-34 years 77	18+ years 63	Homeowner 67
35-49 years 65	No children 68	Renting / other 71
50-64 years 63		
65+ years 66		

MARKYT Industry Standards

Performance Index Score



City of Subiaco	67
Industry High	67
Industry Average	55

Q. How would you rate performance in the following areas?

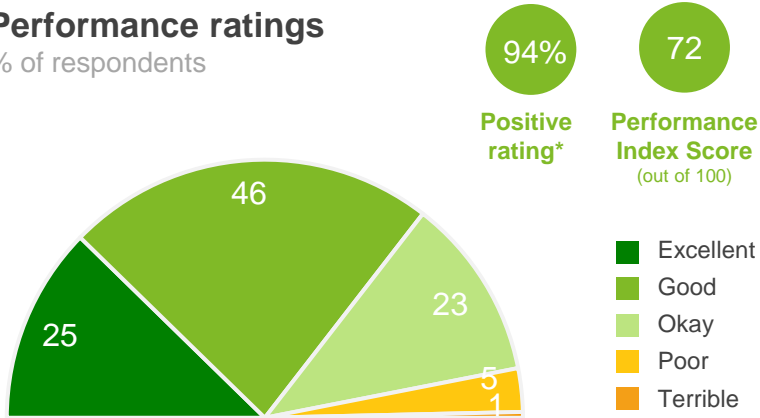
Base: All respondents, excludes 'unsure' and 'no response' (n = 304). * Positive Rating = excellent, good + okay

Prosperity

Place to work or operate a business

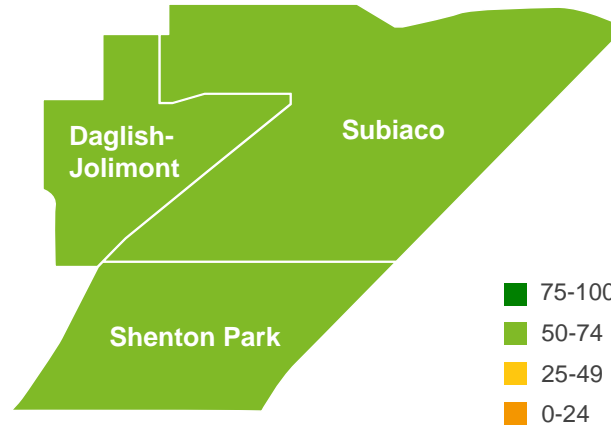
Performance ratings

% of respondents



Geographical variances

Performance Index Score

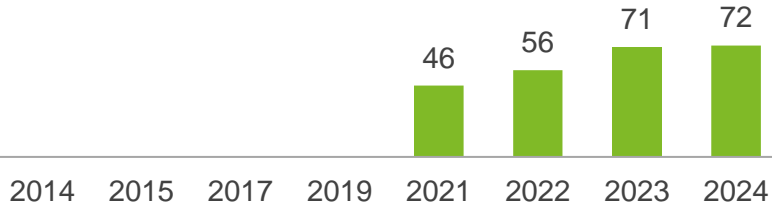


Location

Daglish-Jolimont	72
Shenton Park	72
Subiaco	72

Trend Analysis

Performance Index Score



Community variances

Performance Index Score

Gender

Male	69
Female	76

Age of children

0-4 years	72
5-11 years	67
12-17 years	72
18+ years	70
No children	74

Disability & culture

Disability	68
Mainly speak LOTE	68

Age

18-34 years	79
35-49 years	68
50-64 years	68
65+ years	75

Homeownership

Homeowner	71
Renting / other	76

MARKYT Industry Standards

Performance Index Score



City of Subiaco	72
Industry High	72
Industry Average	61

Q. How would you rate performance in the following areas?

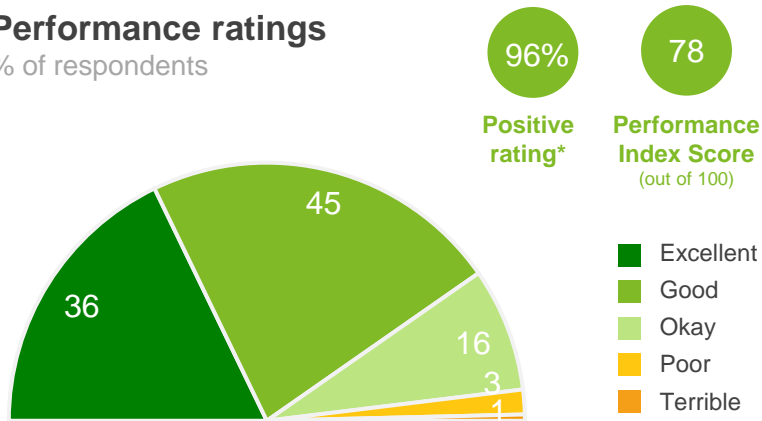
Base: All respondents, excludes 'unsure' and 'no response' (n = 485). * Positive Rating = excellent, good + okay

Place to work or operate a business

Among business owners and operators

Performance ratings

% of respondents



96%

Positive rating*

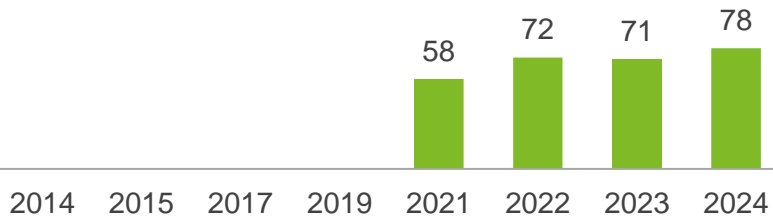
78

Performance Index Score (out of 100)

- Excellent
- Good
- Okay
- Poor
- Terrible

Trend Analysis

Performance Index Score



MARKYT Industry Standards

Performance Index Score



City of Subiaco	78
Industry High	79
Industry Average	64



Q. How would you rate performance in the following areas?

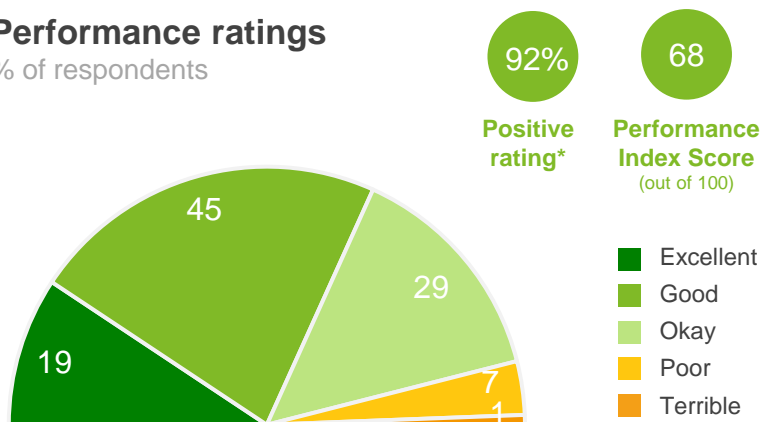
Base: All respondents, excludes 'unsure' and 'no response' (n = 129). * Positive Rating = excellent, good + okay

Efforts to promote the area as a desirable place

to live, work and visit

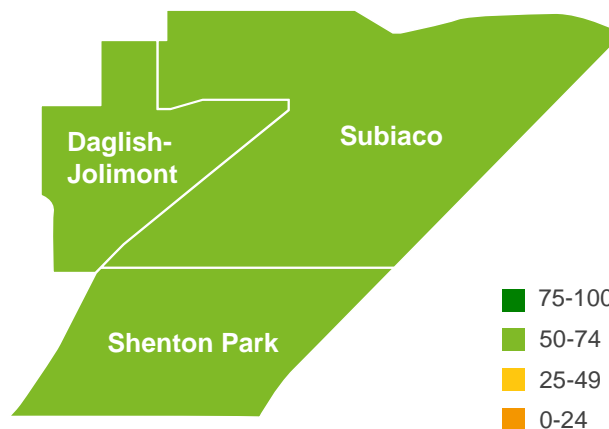
Performance ratings

% of respondents



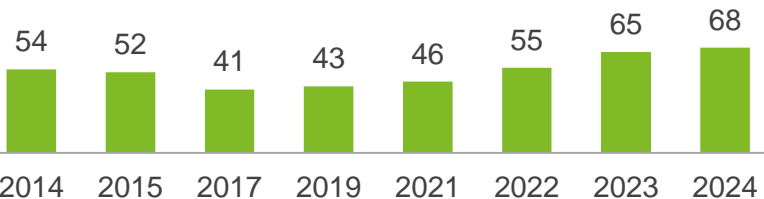
Geographical variances

Performance Index Score



Trend Analysis

Performance Index Score



Community variances

Performance Index Score

Gender	Age of children	Disability & culture
Male 65	0-4 years 71	Disability 67
Female 71	5-11 years 73	Mainly speak LOTE 71
Age	Homeownership	
18-34 years 74	Homeowner 68	
35-49 years 67	Renting / other 68	
50-64 years 65		
65+ years 67		

MARKYT Industry Standards

Performance Index Score



City of Subiaco	68
Industry High	68
Industry Average	56

Q. How would you rate performance in the following areas?

Base: All respondents, excludes 'unsure' and 'no response' (n = 684). * Positive Rating = excellent, good + okay

NB: Where sub-totals add to ±1% of the parts, this is due to rounding errors to zero decimal places.

Place to visit

Performance ratings

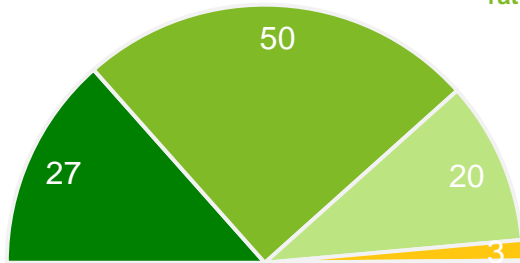
% of respondents

97%

Positive rating*

75

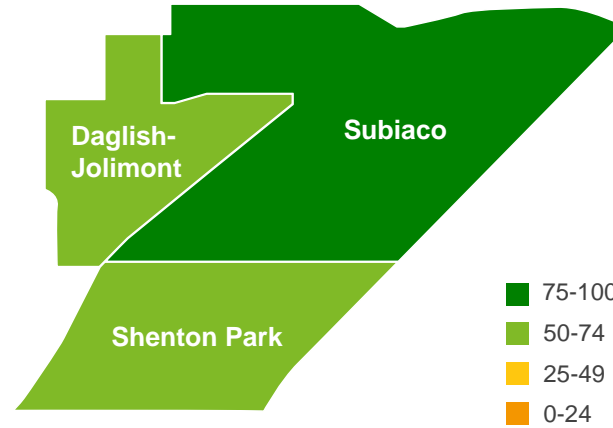
Performance Index Score (out of 100)



- Excellent
- Good
- Okay
- Poor
- Terrible

Geographical variances

Performance Index Score

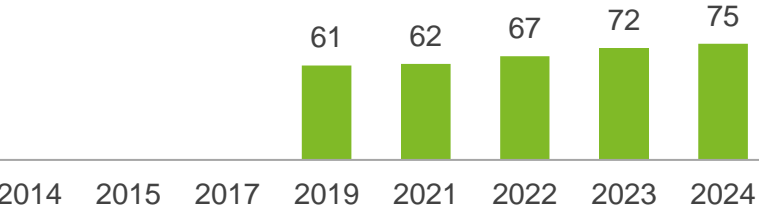


Location

Daglish-Jolimont	71
Shenton Park	73
Subiaco	77

Trend Analysis

Performance Index Score



Community variances

Performance Index Score

Gender

Male	73
Female	78

Age of children

0-4 years	77
5-11 years	77
12-17 years	72
18+ years	68
No children	76

Disability & culture

Disability	71
Mainly speak LOTE	69

Age

18-34 years	76
35-49 years	75
50-64 years	74
65+ years	75

Homeownership

Homeowner	75
Renting / other	75

MARKYT Industry Standards

Performance Index Score



City of Subiaco	75
Industry High	90
Industry Average	67

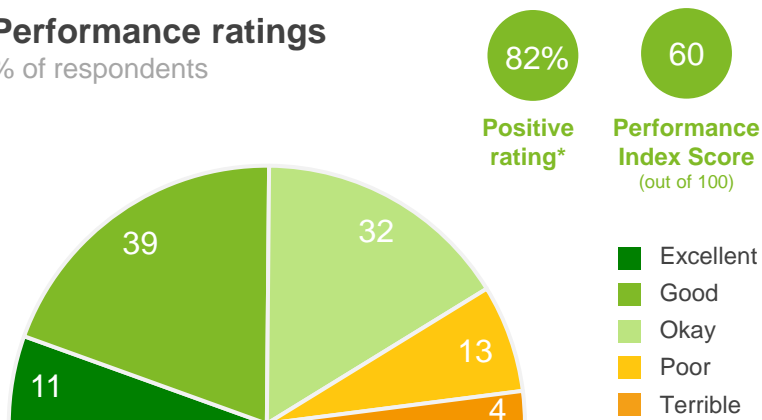
Q. How would you rate performance in the following areas?

Base: All respondents, excludes 'unsure' and 'no response' (n = 874). * Positive Rating = excellent, good + okay

Subiaco Town Centre development

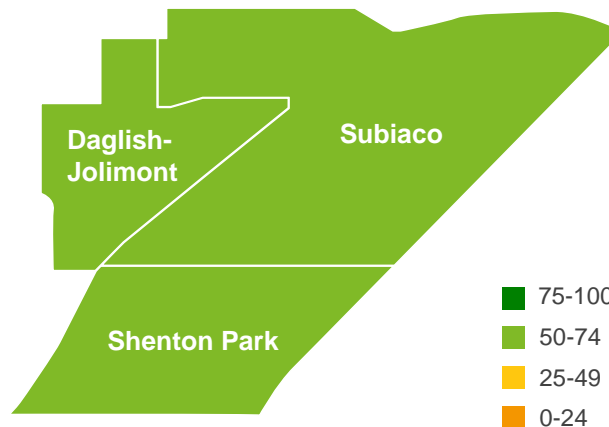
Performance ratings

% of respondents



Geographical variances

Performance Index Score

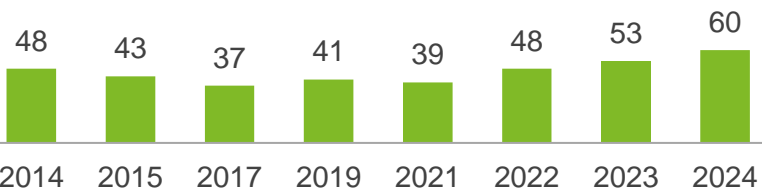


Location

Daglish-Jolimont	59
Shenton Park	59
Subiaco	60

Trend Analysis

Performance Index Score



Community variances

Performance Index Score

Gender

Male	56
Female	64

Age of children

0-4 years	68
5-11 years	65
12-17 years	57
18+ years	51
No children	60

Disability & culture

Disability	53
Mainly speak LOTE	59

Age

18-34 years	73
35-49 years	60
50-64 years	52
65+ years	56

Homeownership

Homeowner	59
Renting / other	64

MARKYT Industry Standards

Performance Index Score



City of Subiaco	60
Industry High	64
Industry Average	46

Q. How would you rate performance in the following areas?

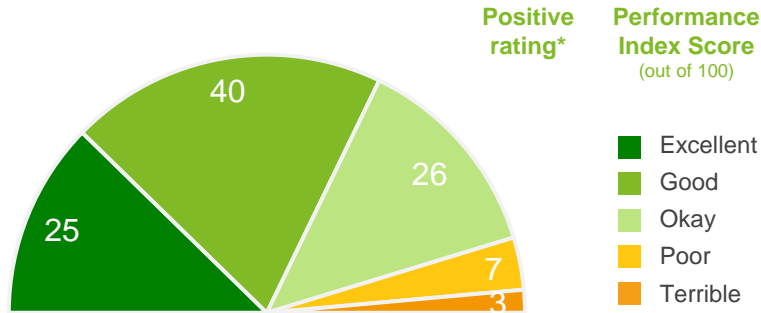
Base: All respondents, excludes 'unsure' and 'no response' (n = 677). * Positive Rating = excellent, good + okay

Subiaco Town Centre activations

(promotions, pop-ups, events)

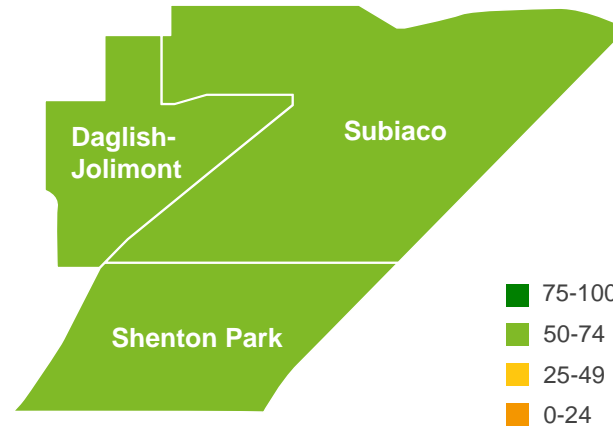
Performance ratings

% of respondents



Geographical variances

Performance Index Score

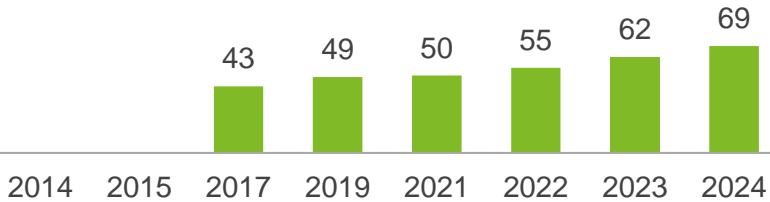


Location

Daglish-Jolimont	64
Shenton Park	67
Subiaco	71

Trend Analysis

Performance Index Score



Community variances

Performance Index Score

Gender	Male	66	Age of children	0-4 years	75	Disability & culture	Disability	63
	Female	73		5-11 years	74		Mainly speak LOTE	67
Age	18-34 years	75		12-17 years	69	Homeownership	Homeowner	70
	35-49 years	72		18+ years	61		Renting / other	68
	50-64 years	65		No children	69			
	65+ years	65						

MARKYT Industry Standards

Performance Index Score



City of Subiaco	69
Industry High	NA
Industry Average	NA

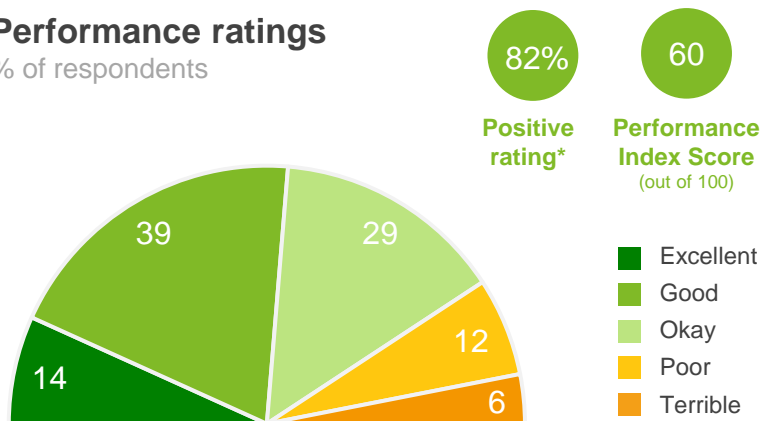
Q. How would you rate performance in the following areas?

Base: All respondents, excludes 'unsure' and 'no response' (n = 700). * Positive Rating = excellent, good + okay

Support for local businesses

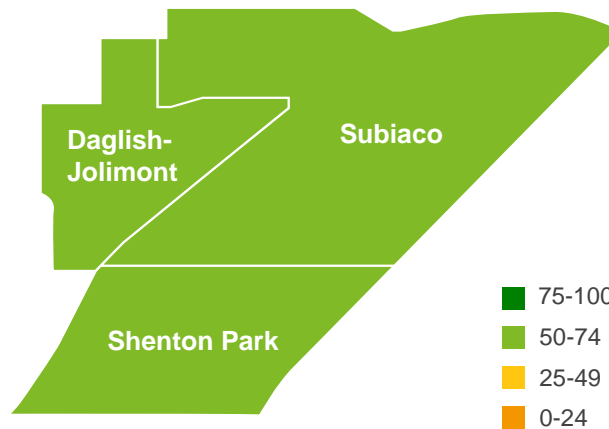
Performance ratings

% of respondents



Geographical variances

Performance Index Score

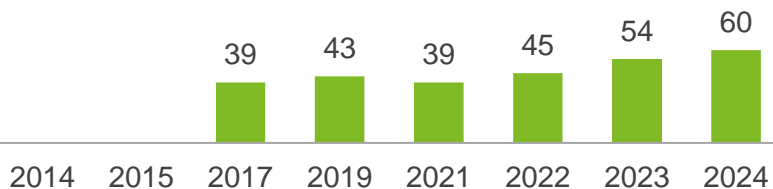


Location

Daglish-Jolimont	59
Shenton Park	60
Subiaco	61

Trend Analysis

Performance Index Score



Community variances

Performance Index Score

Gender

Male	56
Female	64

Age of children

0-4 years	70
5-11 years	59
12-17 years	57
18+ years	54
No children	60

Disability & culture

Disability	52
Mainly speak LOTE	64

Age

18-34 years	72
35-49 years	58
50-64 years	53
65+ years	60

Homeownership

Homeowner	60
Renting / other	62

MARKYT Industry Standards

Performance Index Score



City of Subiaco	60
Industry High	60
Industry Average	51

Q. How would you rate performance in the following areas?

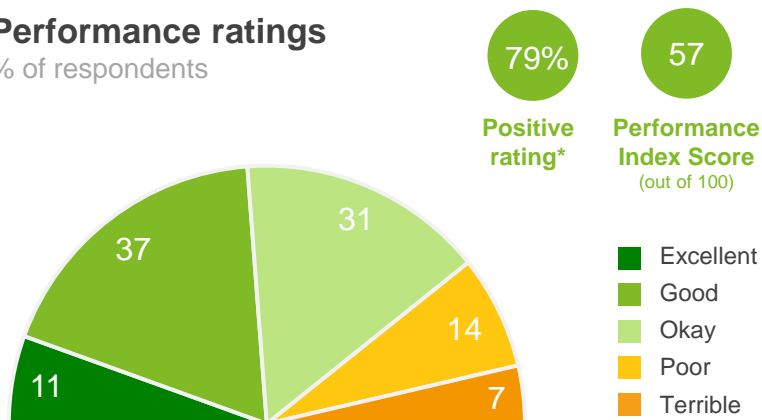
Base: All respondents, excludes 'unsure' and 'no response' (n = 415). * Positive Rating = excellent, good + okay

Performance

Leadership by the Mayor and Councillors

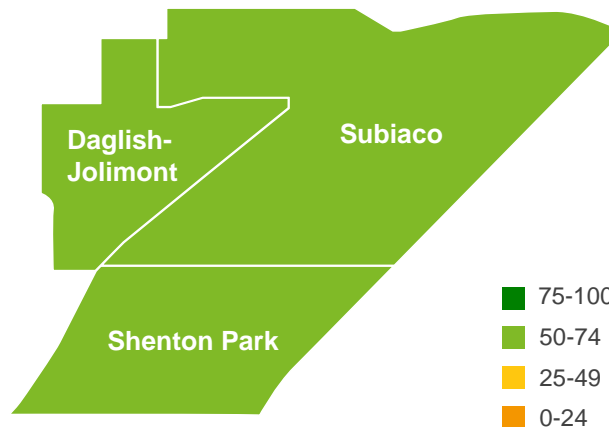
Performance ratings

% of respondents



Geographical variances

Performance Index Score

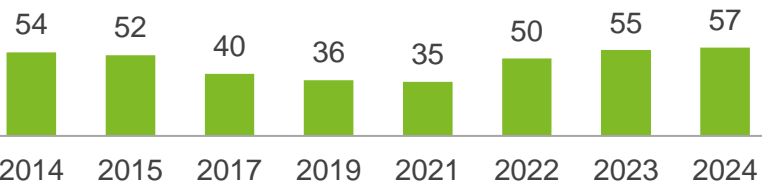


Location

Daglish-Jolimont	57
Shenton Park	62
Subiaco	57

Trend Analysis

Performance Index Score



Community variances

Performance Index Score

Gender

Male	55
Female	60

Age of children

0-4 years	54
5-11 years	60
12-17 years	62
18+ years	54
No children	59

Disability & culture

Disability	56
Mainly speak LOTE	54

Age

18-34 years	58
35-49 years	54
50-64 years	56
65+ years	61

Homeownership

Homeowner	59
Renting / other	48

MARKYT Industry Standards

Performance Index Score



City of Subiaco	57
Industry High	61
Industry Average	44

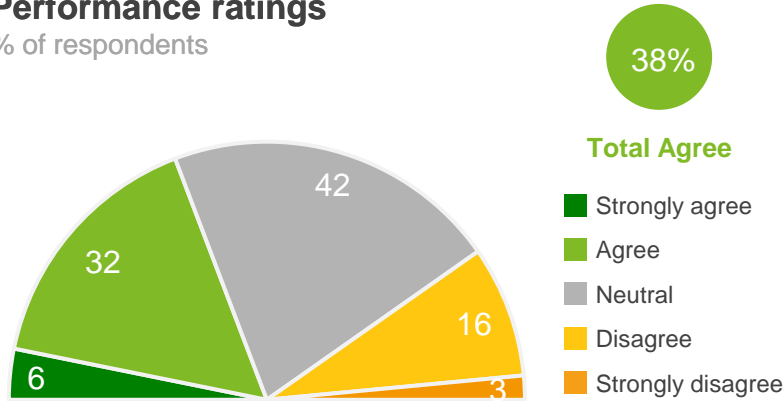
Q. How would you rate performance in the following areas?

Base: All respondents, excludes 'unsure' and 'no response' (n = 474). * Positive Rating = excellent, good + okay

City has developed and communicated a clear vision for the area

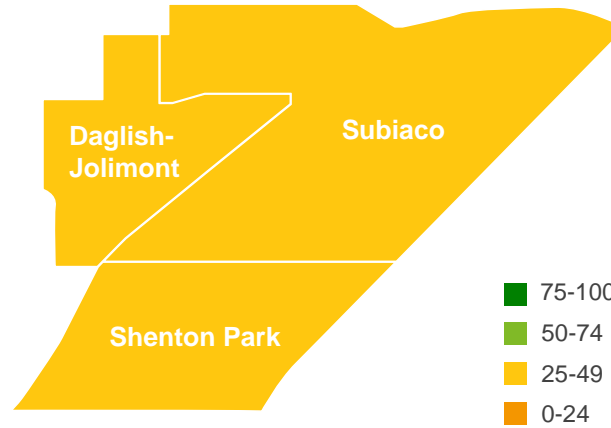
Performance ratings

% of respondents



Geographical variances

% agree

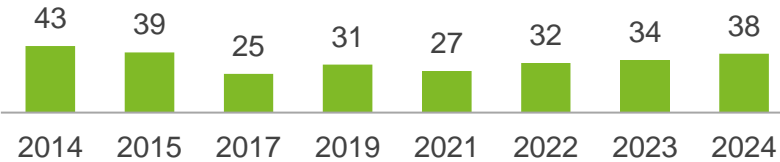


Location

Daglish-Jolimont	39
Shenton Park	40
Subiaco	38

Trend Analysis

% agree



Community variances

% agree

Gender	Age of children	Disability & culture
Male 34	0-4 years 43	Disability 32
Female 42	5-11 years 44	Mainly speak LOTE 44
Age	12-17 years 36	Homeownership
18-34 years 42	18+ years 31	Homeowner 41
35-49 years 37	No children 40	Renting / other 30
50-64 years 32		
65+ years 42		

MARKYT Industry Standards

% agree



City of Subiaco	38
Industry High	50
Industry Average	27

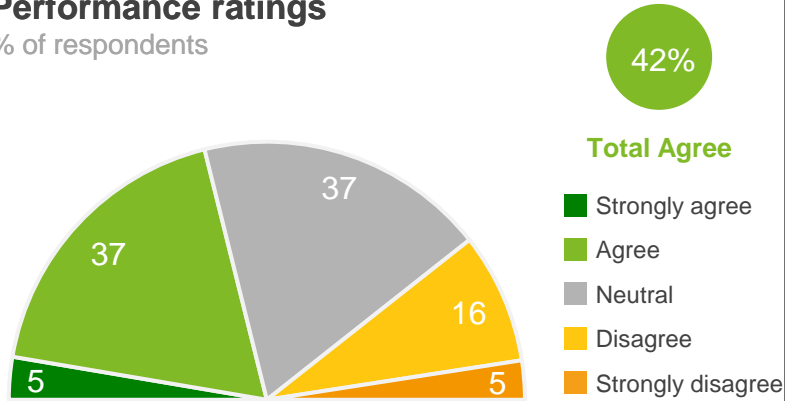
Q. How strongly do you agree or disagree with the following statements?

Base: All respondents, excludes 'no response' (n = 855).

The City has a good understanding of community needs

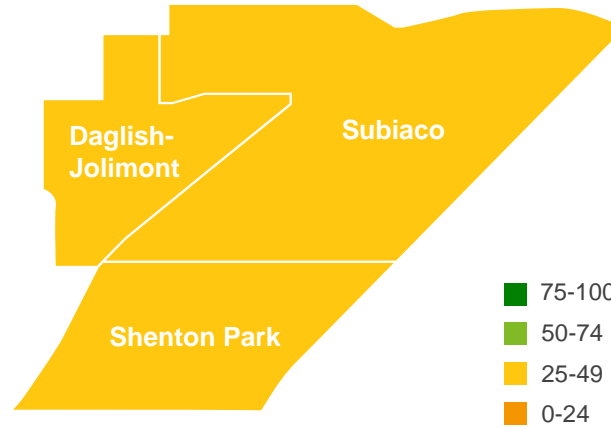
Performance ratings

% of respondents



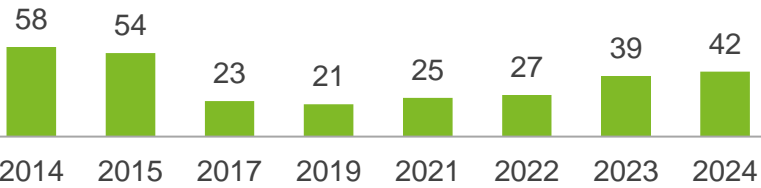
Geographical variances

% agree



Trend Analysis

% agree



Community variances

% agree

Gender	Age of children	Disability & culture
Male: 40	0-4 years: 43	Disability: 48
Female: 45	5-11 years: 44	Mainly speak LOTE: 43
Age	12-17 years: 37	Homeownership
18-34 years: 44	18+ years: 37	Homeowner: 46
35-49 years: 40	No children: 43	Renting / other: 31
50-64 years: 38		
65+ years: 46		

MARKYT Industry Standards

% agree



City of Subiaco	42
Industry High	51
Industry Average	27

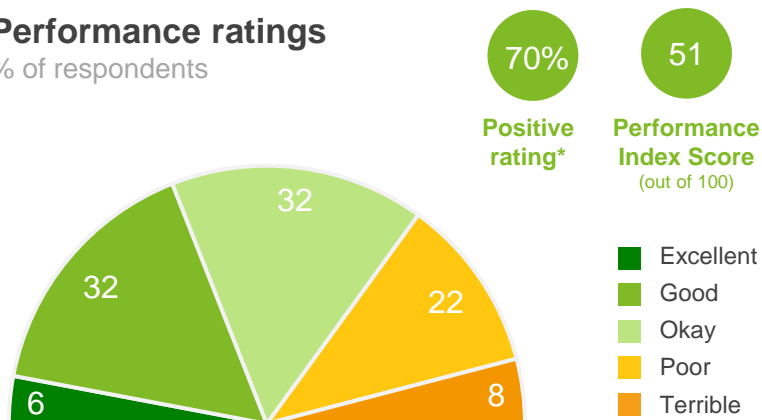
Q. How strongly do you agree or disagree with the following statements?

Base: All respondents, excludes 'no response' (n = 857).

How the community is consulted about local issues

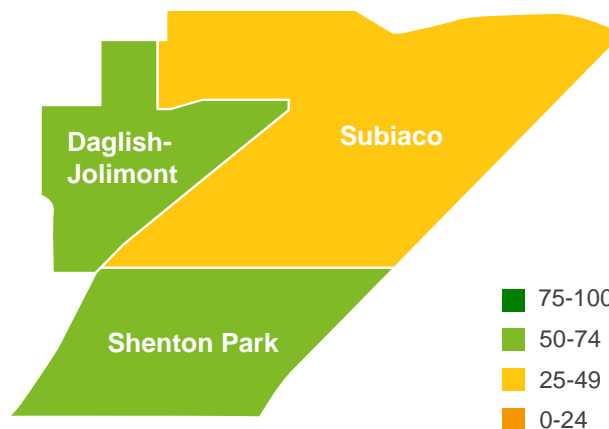
Performance ratings

% of respondents



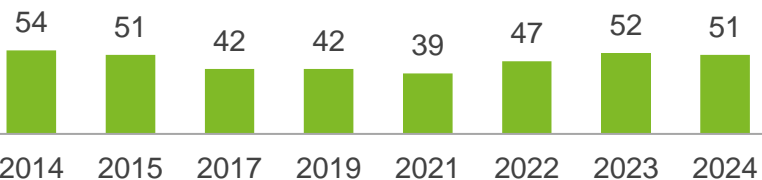
Geographical variances

Performance Index Score



Trend Analysis

Performance Index Score



Community variances

Performance Index Score

Gender		Age of children		Disability & culture	
Male	50	0-4 years	56	Disability	52
Female	54	5-11 years	55	Mainly speak LOTE	50
Age		12-17 years	55	Homeownership	
18-34 years	54	18+ years	50	Homeowner	53
35-49 years	50	No children	51	Renting / other	46
50-64 years	49				
65+ years	53				

MARKYT Industry Standards

Performance Index Score



City of Subiaco	51
Industry High	55
Industry Average	40

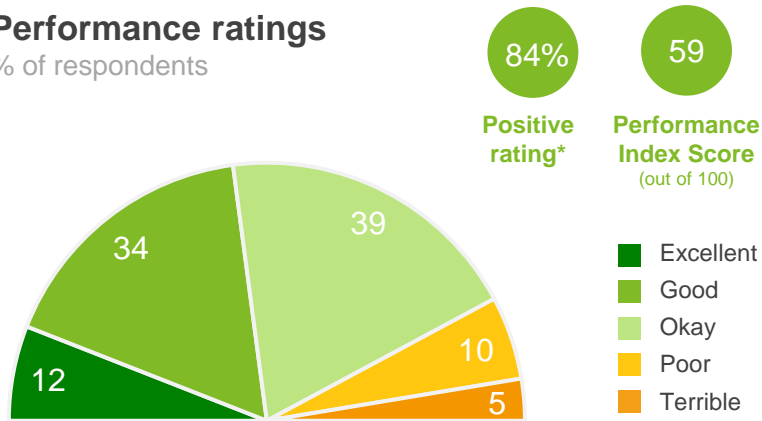
Q. How would you rate performance in the following areas?

Base: All respondents, excludes 'unsure' and 'no response' (n = 598). * Positive Rating = excellent, good + okay

Have Your Say Subiaco online engagement portal

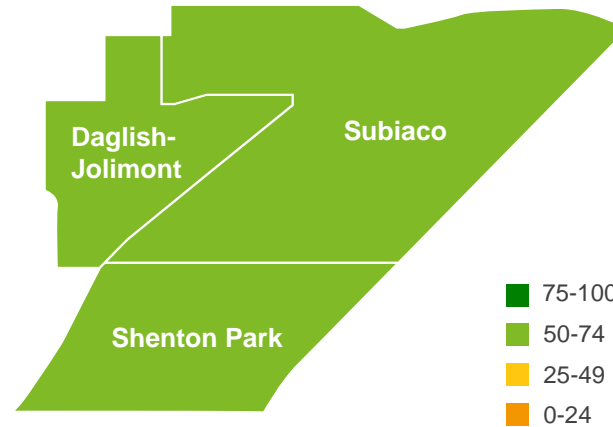
Performance ratings

% of respondents



Geographical variances

Performance Index Score

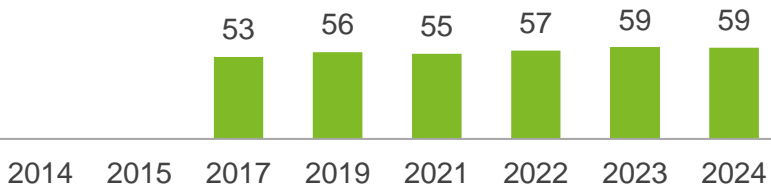


Location

Daglish-Jolimont	66
Shenton Park	61
Subiaco	57

Trend Analysis

Performance Index Score



Community variances

Performance Index Score

Gender	Age of children	Disability & culture
Male 57	0-4 years 66	Disability 59
Female 62	5-11 years 63	Mainly speak LOTE 65
Age	12-17 years 55	Homeownership
18-34 years 64	18+ years 56	Homeowner 60
35-49 years 60	No children 58	Renting / other 58
50-64 years 57		
65+ years 57		

MARKYT Industry Standards

Performance Index Score



City of Subiaco	59
Industry High	59
Industry Average	50

Q. How would you rate performance in the following areas?

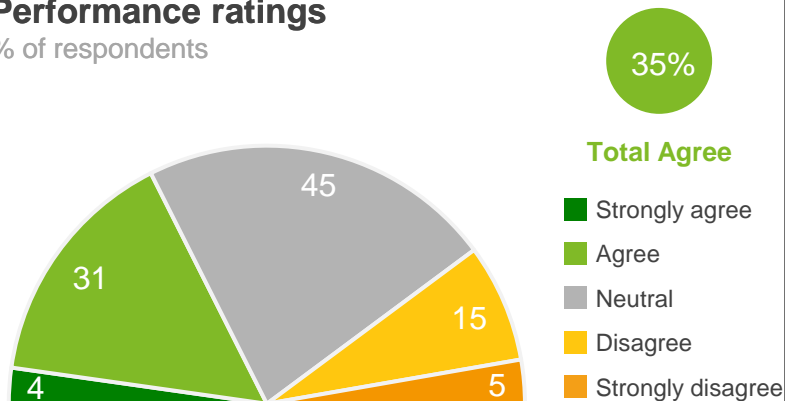
Base: All respondents, excludes 'unsure' and 'no response' (n = 336). * Positive Rating = excellent, good + okay

NB: Where sub-totals add to ±1% of the parts, this is due to rounding errors to zero decimal places.

The City listens to and respects views

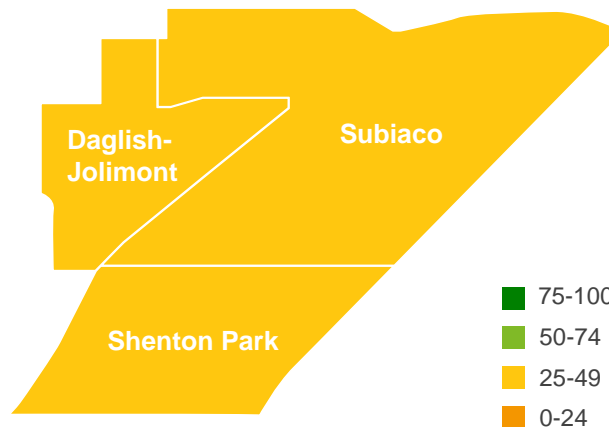
Performance ratings

% of respondents



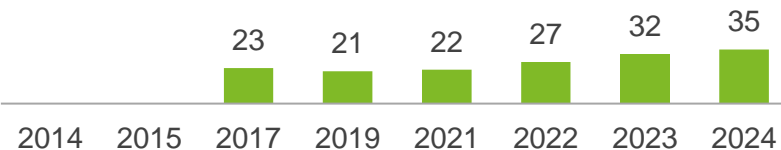
Geographical variances

% agree



Trend Analysis

% agree



Community variances

% agree

Gender	Age of children	Disability & culture
Male: 32	0-4 years: 37	Disability: 33
Female: 37	5-11 years: 43	Mainly speak LOTE: 39
Age	12-17 years: 34	Homeownership
18-34 years: 40	18+ years: 22	Homeowner: 36
35-49 years: 35	No children: 34	Renting / other: 34
50-64 years: 29		
65+ years: 35		

MARKYT Industry Standards

% agree



City of Subiaco	35
Industry High	47
Industry Average	25

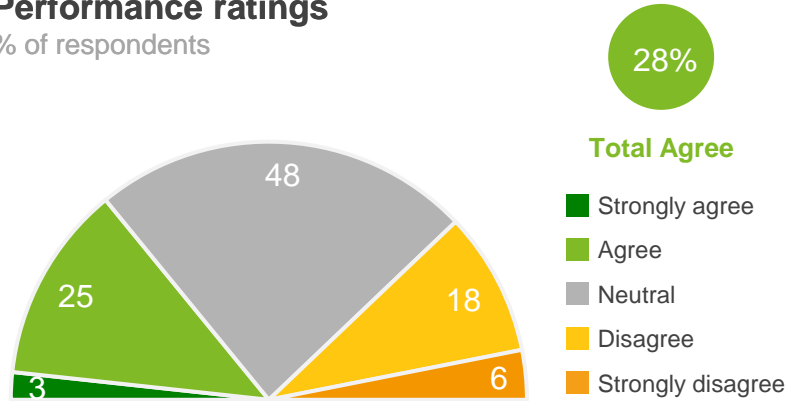
Q. How strongly do you agree or disagree with the following statements?

Base: All respondents, excludes 'no response' (n = 858).

The City clearly explains reasons for decisions and how community views are considered

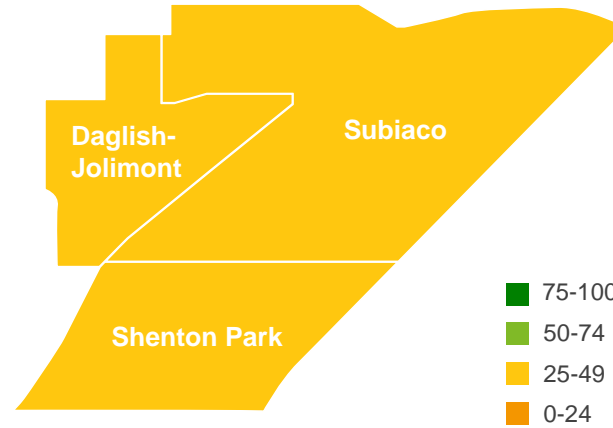
Performance ratings

% of respondents



Geographical variances

% agree

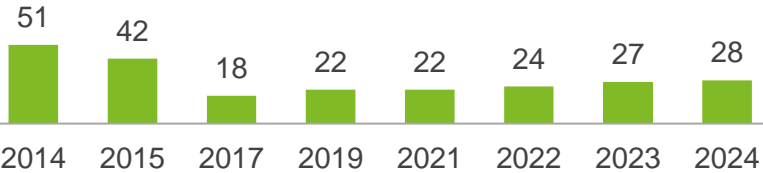


Location

Daglish-Jolimont	27
Shenton Park	30
Subiaco	28

Trend Analysis

% agree



Community variances

% agree

Gender

Male	27
Female	29

Age of children

0-4 years	36
5-11 years	33
12-17 years	27
18+ years	24
No children	29

Disability & culture

Disability	37
Mainly speak LOTE	35

Age

18-34 years	31
35-49 years	26
50-64 years	23
65+ years	31

Homeownership

Homeowner	31
Renting / other	19

MARKYT Industry Standards

% agree



City of Subiaco	28
Industry High	39
Industry Average	21

Q. How strongly do you agree or disagree with the following statements?

Base: All respondents, excludes 'no response' (n = 855).

How the community is informed about what's happening in the local area

Performance ratings

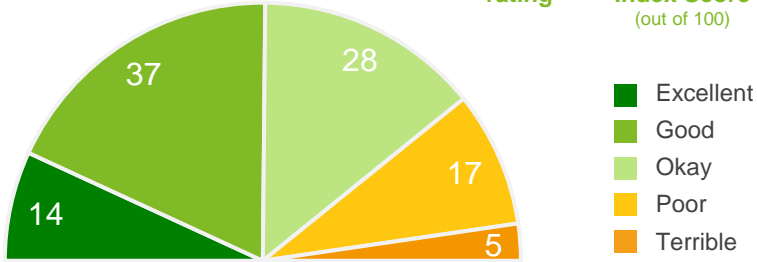
% of respondents

78%

Positive rating*

59

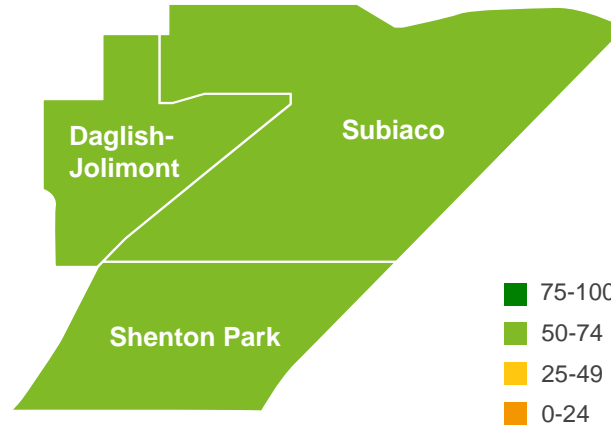
Performance Index Score (out of 100)



- Excellent
- Good
- Okay
- Poor
- Terrible

Geographical variances

Performance Index Score



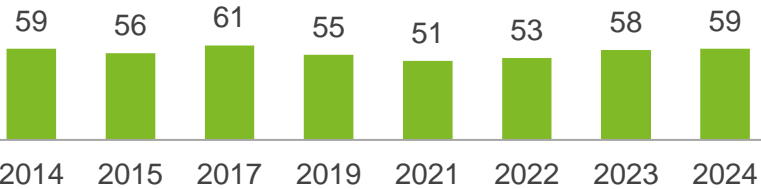
Location

Daglish-Jolimont	61
Shenton Park	61
Subiaco	59

- 75-100
- 50-74
- 25-49
- 0-24

Trend Analysis

Performance Index Score



Community variances

Performance Index Score

Gender

Male	58
Female	61

Age of children

0-4 years	65
5-11 years	64
12-17 years	59
18+ years	56
No children	59

Disability & culture

Disability	56
Mainly speak LOTE	59

Age

18-34 years	67
35-49 years	57
50-64 years	57
65+ years	59

Homeownership

Homeowner	60
Renting / other	55

MARKYT Industry Standards

Performance Index Score



City of Subiaco	59
Industry High	62
Industry Average	44

Q. How would you rate performance in the following areas?

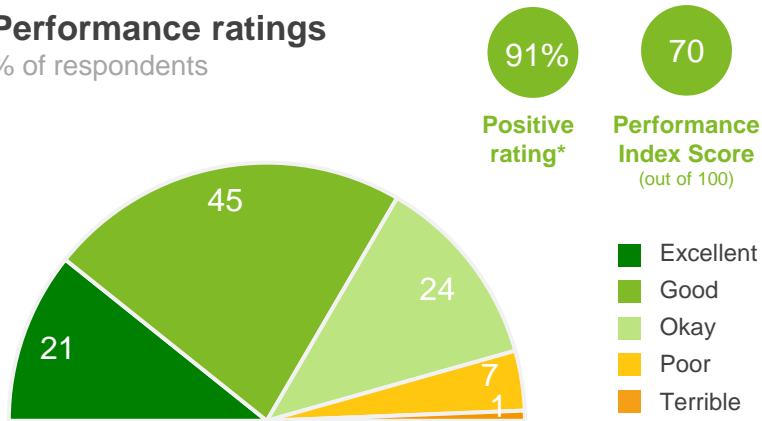
Base: All respondents, excludes 'unsure' and 'no response' (n = 666). * Positive Rating = excellent, good + okay

NB: Where sub-totals add to ±1% of the parts, this is due to rounding errors to zero decimal places.

Talk about Subi (printed newsletter)

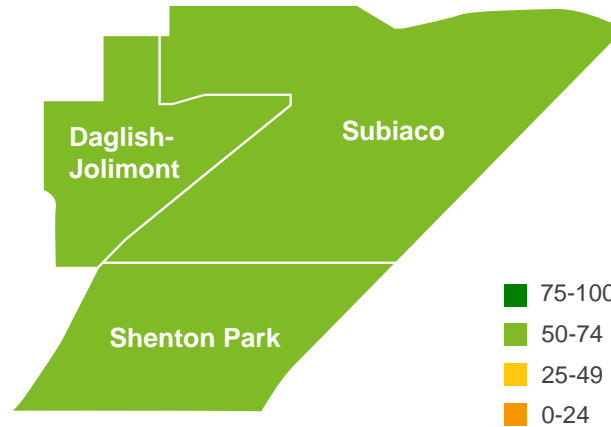
Performance ratings

% of respondents



Geographical variances

Performance Index Score

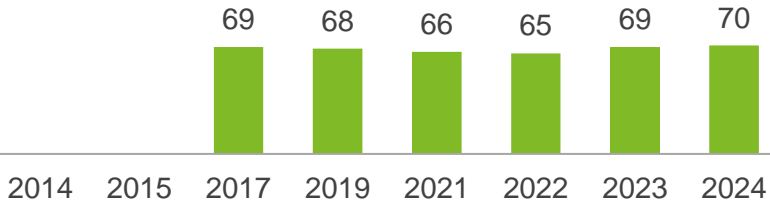


Location

Daglish-Jolimont	68
Shenton Park	74
Subiaco	69

Trend Analysis

Performance Index Score



Community variances

Performance Index Score

Gender

Male	67
Female	73

Age of children

0-4 years	62
5-11 years	73
12-17 years	69
18+ years	66
No children	71

Disability & culture

Disability	70
Mainly speak LOTE	69

Age

18-34 years	62
35-49 years	70
50-64 years	70
65+ years	72

Homeownership

Homeowner	71
Renting / other	64

MARKYT Industry Standards

Performance Index Score



City of Subiaco	70
Industry High	70
Industry Average	59

Q. How would you rate performance in the following areas?

Base: All respondents, excludes 'unsure' and 'no response' (n = 541). * Positive Rating = excellent, good + okay

NB: Where sub-totals add to ±1% of the parts, this is due to rounding errors to zero decimal places.

City's e-newsletters

Performance ratings

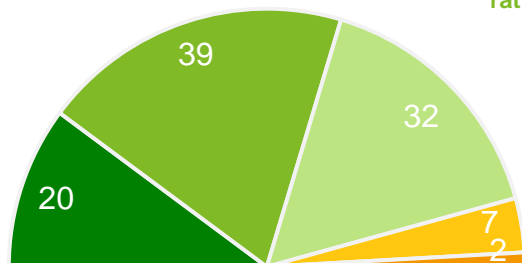
% of respondents

91%

Positive rating*

67

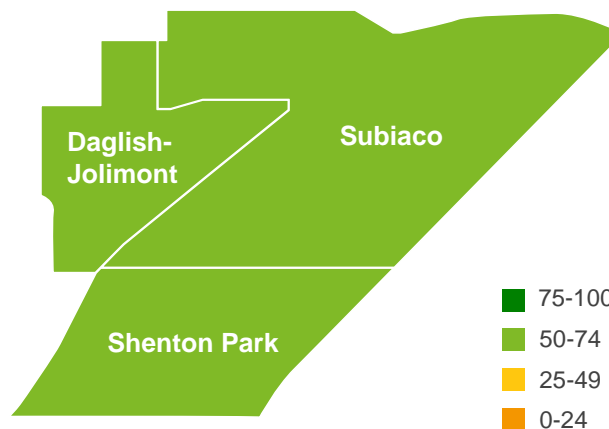
Performance Index Score (out of 100)



- Excellent
- Good
- Okay
- Poor
- Terrible

Geographical variances

Performance Index Score

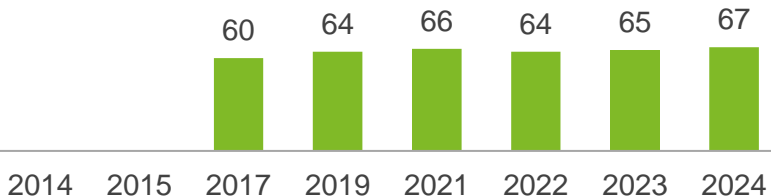


Location

Daglish-Jolimont	72
Shenton Park	71
Subiaco	66

Trend Analysis

Performance Index Score



Community variances

Performance Index Score

Gender

Male	63
Female	71

Age of children

0-4 years	74
5-11 years	70
12-17 years	67
18+ years	63
No children	66

Disability & culture

Disability	70
Mainly speak LOTE	63

Age

18-34 years	73
35-49 years	67
50-64 years	66
65+ years	66

Homeownership

Homeowner	68
Renting / other	62

MARKYT Industry Standards

Performance Index Score



City of Subiaco	67
Industry High	67
Industry Average	55

Q. How would you rate performance in the following areas?

Base: All respondents, excludes 'unsure' and 'no response' (n = 407). * Positive Rating = excellent, good + okay

Subiaco Scene (fortnightly page in The Post)

Performance ratings

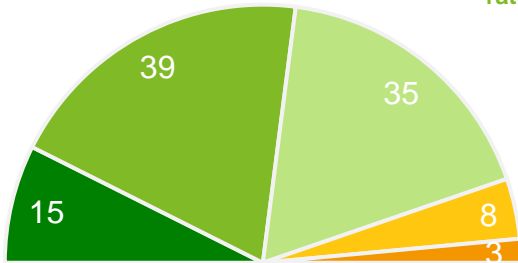
% of respondents

89%

Positive rating*

64

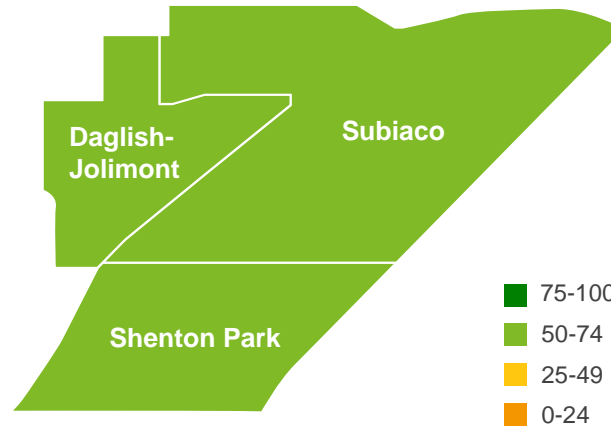
Performance Index Score (out of 100)



- Excellent
- Good
- Okay
- Poor
- Terrible

Geographical variances

Performance Index Score

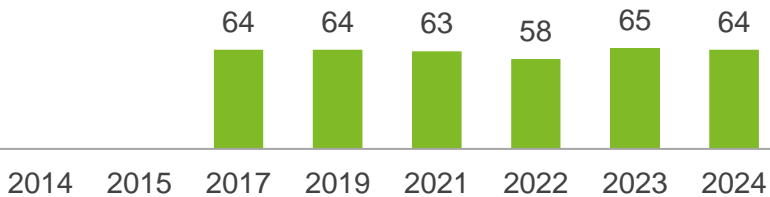


Location

Daglish-Jolimont	65
Shenton Park	68
Subiaco	62

Trend Analysis

Performance Index Score



Community variances

Performance Index Score

Gender

Male	60
Female	68

Age of children

0-4 years	58
5-11 years	67
12-17 years	63
18+ years	61
No children	65

Disability & culture

Disability	64
Mainly speak LOTE	64

Age

18-34 years	58
35-49 years	61
50-64 years	65
65+ years	67

Homeownership

Homeowner	65
Renting / other	57

MARKYT Industry Standards

Performance Index Score



City of Subiaco	64
Industry High	67
Industry Average	56

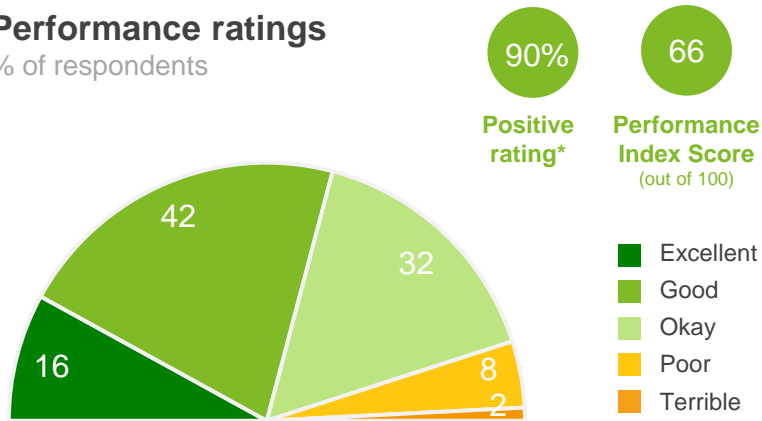
Q. How would you rate performance in the following areas?

Base: All respondents, excludes 'unsure' and 'no response' (n = 485). * Positive Rating = excellent, good + okay

See Subiaco website

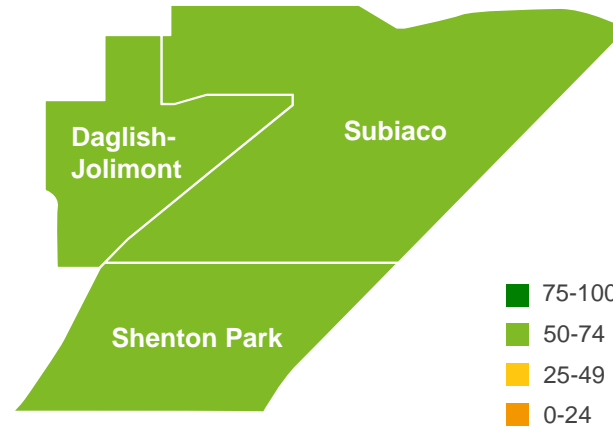
Performance ratings

% of respondents



Geographical variances

Performance Index Score

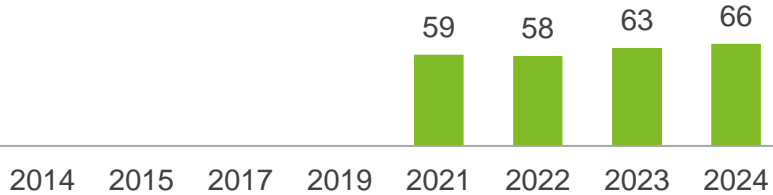


Location

Daglish-Jolimont	62
Shenton Park	64
Subiaco	67

Trend Analysis

Performance Index Score



Community variances

Performance Index Score

Gender

Male	61
Female	70

Age of children

0-4 years	73
5-11 years	66
12-17 years	66
18+ years	59
No children	66

Disability & culture

Disability	61
Mainly speak LOTE	63

Age

18-34 years	77
35-49 years	65
50-64 years	60
65+ years	62

Homeownership

Homeowner	66
Renting / other	66

MARKYT Industry Standards

Performance Index Score



City of Subiaco	66
Industry High	NA
Industry Average	NA

Q. How would you rate performance in the following areas?

Base: All respondents, excludes 'unsure' and 'no response' (n = 365). * Positive Rating = excellent, good + okay

City of Subiaco website

Performance ratings

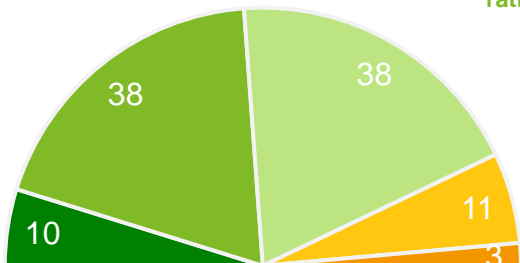
% of respondents

86%

Positive rating*

60

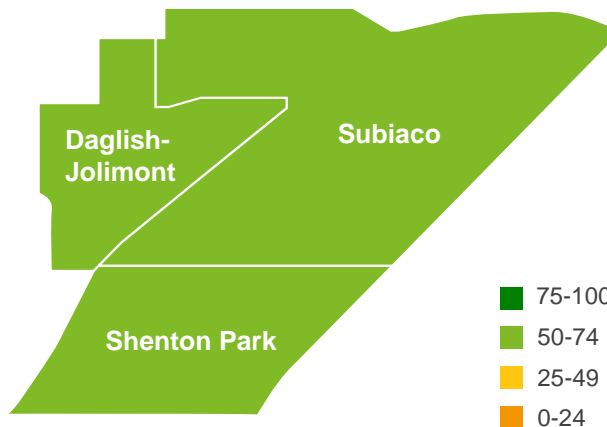
Performance Index Score (out of 100)



- Excellent
- Good
- Okay
- Poor
- Terrible

Geographical variances

Performance Index Score



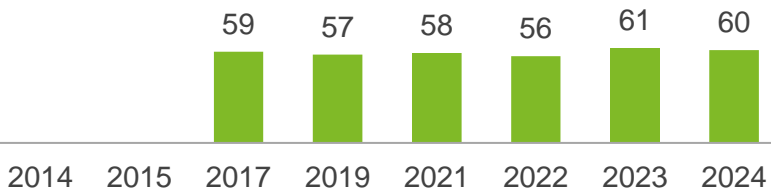
Location

Daglish-Jolimont	62
Shenton Park	63
Subiaco	59

- 75-100
- 50-74
- 25-49
- 0-24

Trend Analysis

Performance Index Score



Community variances

Performance Index Score

Gender

Male	58
Female	62

Age of children

0-4 years	64
5-11 years	61
12-17 years	57
18+ years	56
No children	61

Disability & culture

Disability	59
Mainly speak LOTE	58

Age

18-34 years	68
35-49 years	57
50-64 years	58
65+ years	60

Homeownership

Homeowner	61
Renting / other	58

MARKYT Industry Standards

Performance Index Score



City of Subiaco	60
Industry High	63
Industry Average	55

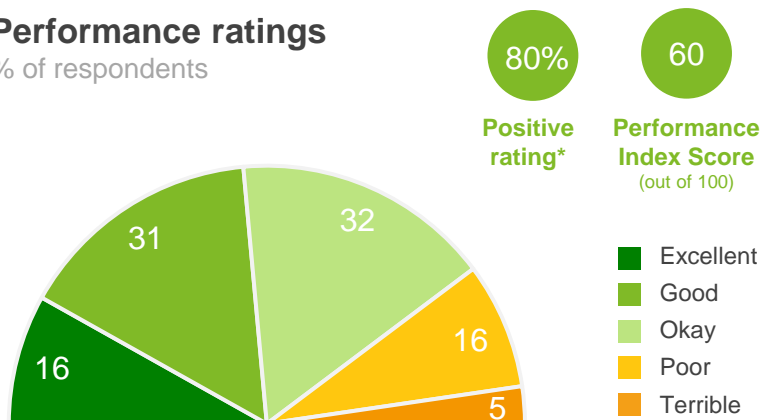
Q. How would you rate performance in the following areas?

Base: All respondents, excludes 'unsure' and 'no response' (n = 535). * Positive Rating = excellent, good + okay

City's presence on social media

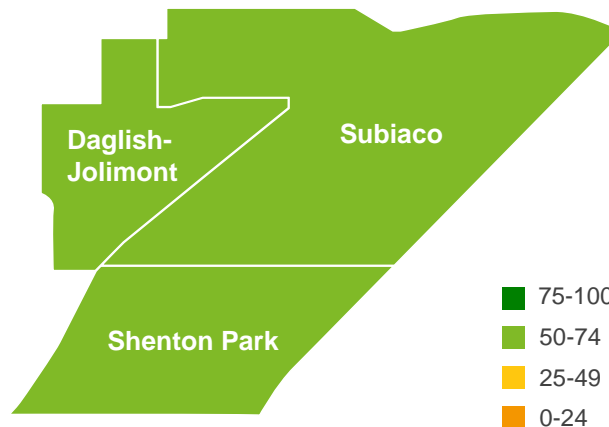
Performance ratings

% of respondents



Geographical variances

Performance Index Score

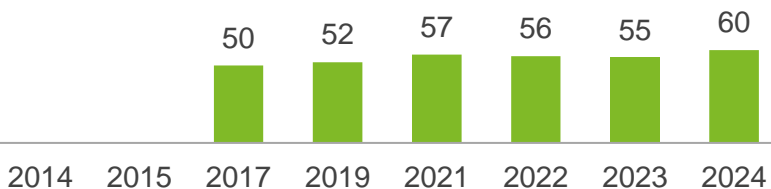


Location

Daglish-Jolimont	61
Shenton Park	61
Subiaco	59

Trend Analysis

Performance Index Score



Community variances

Performance Index Score

Gender

Male	51
Female	66

Age of children

0-4 years	65
5-11 years	60
12-17 years	56
18+ years	52
No children	60

Disability & culture

Disability	65
Mainly speak LOTE	63

Age

18-34 years	68
35-49 years	61
50-64 years	53
65+ years	53

Homeownership

Homeowner	60
Renting / other	60

MARKYT Industry Standards

Performance Index Score



City of Subiaco	60
Industry High	63
Industry Average	52

Q. How would you rate performance in the following areas?

Base: All respondents, excludes 'unsure' and 'no response' (n = 352). * Positive Rating = excellent, good + okay

NB: Where sub-totals add to ±1% of the parts, this is due to rounding errors to zero decimal places.

Customer service

Performance ratings

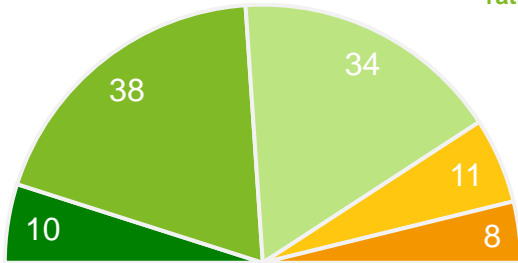
% of respondents

82%

Positive rating*

58

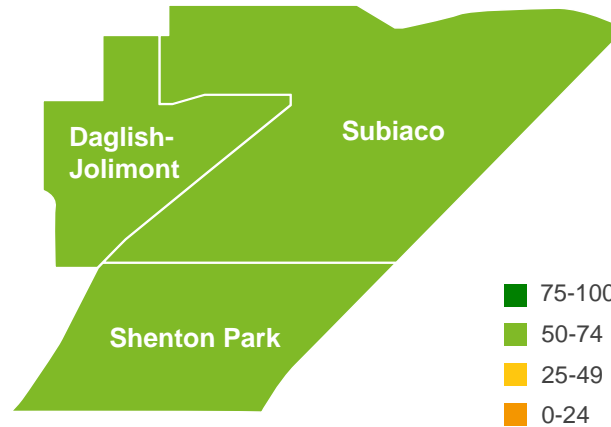
Performance Index Score (out of 100)



- Excellent
- Good
- Okay
- Poor
- Terrible

Geographical variances

Performance Index Score



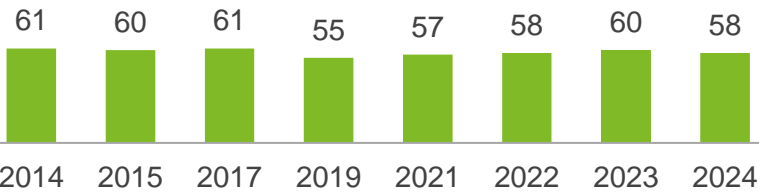
Location

Daglish-Jolimont	61
Shenton Park	61
Subiaco	57

- 75-100
- 50-74
- 25-49
- 0-24

Trend Analysis

Performance Index Score



Community variances

Performance Index Score

Gender

Male	55
Female	60

Age of children

0-4 years	62
5-11 years	63
12-17 years	60
18+ years	57
No children	57

Disability & culture

Disability	61
Mainly speak LOTE	53

Age

18-34 years	60
35-49 years	56
50-64 years	57
65+ years	60

Homeownership

Homeowner	59
Renting / other	48

MARKYT Industry Standards

Performance Index Score



City of Subiaco	58
Industry High	68
Industry Average	56

Q. How would you rate performance in the following areas?

Base: All respondents, excludes 'unsure' and 'no response' (n = 566). * Positive Rating = excellent, good + okay

Value for money from Council rates

Performance ratings

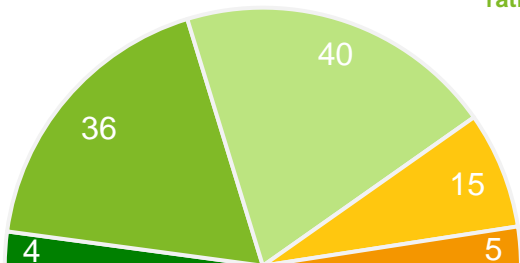
% of respondents

80%

Positive rating*

55

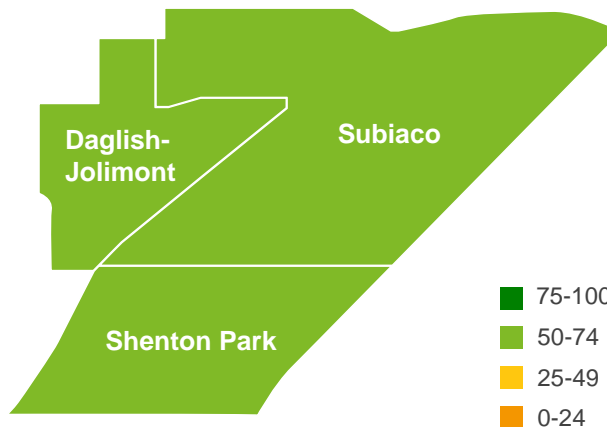
Performance Index Score (out of 100)



- Excellent
- Good
- Okay
- Poor
- Terrible

Geographical variances

Performance Index Score

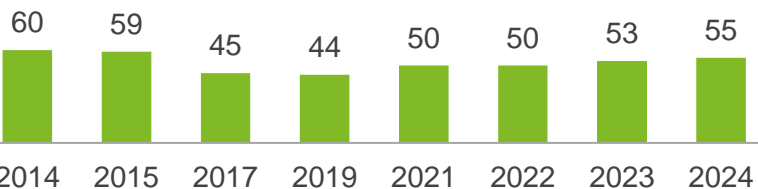


Location

Daglish-Jolimont	60
Shenton Park	53
Subiaco	55

Trend Analysis

Performance Index Score



Community variances

Performance Index Score

Gender

Male	54
Female	56

Age of children

0-4 years	62
5-11 years	58
12-17 years	51
18+ years	50
No children	55

Disability & culture

Disability	56
Mainly speak LOTE	58

Age

18-34 years	56
35-49 years	56
50-64 years	51
65+ years	57

Homeownership

Homeowner	55
Renting / other	55

MARKYT Industry Standards

Performance Index Score



City of Subiaco	55
Industry High	58
Industry Average	41

Q. How would you rate performance in the following areas?

Base: All respondents, excludes 'unsure' and 'no response' (n = 740). * Positive Rating = excellent, good + okay

Overview of Community Variances

Summary of community variances

	Total	Male	Female	18-34 years	35-49 years	50-64 years	65+ years	No children	Have child 0-5	Have child 6-12	Have child 13-17	Have child 18+	Disability	LOTE	Homeowner	Renting / other	Daglish-Jolimont	Shenton Park	Subiaco
Overall place to live	90	89	92	90	90	90	90	90	91	94	91	90	87	86	91	89	89	90	94
PEOPLE																			
Youth services and programs	54	50	59	56	53	49	59	56	56	56	50	47	52	49	57	44	53	53	60
Family / children services and facilities	67	64	70	66	66	66	70	69	70	68	64	67	66	63	68	60	68	66	68
Seniors' services and programs	65	62	68	69	61	64	65	67	66	62	60	63	57	62	65	59	64	64	67
Disability access and inclusion	60	59	61	63	57	56	62	59	64	56	53	64	44	51	61	56	57	60	60
Respect for Aboriginal peoples / cultures	63	64	64	57	59	67	69	66	58	66	67	67	55	63	67	50	60	64	66
Multiculturalism / cultural diversity	64	65	65	57	63	69	68	65	65	65	69	67	54	64	67	53	61	65	65
Volunteer recognition and support	67	64	69	70	64	65	70	71	65	67	66	66	63	69	69	60	66	66	72
Health and community services	68	66	69	73	66	65	68	68	71	67	67	68	60	69	69	67	68	69	68
Community buildings, halls and toilets	63	63	64	65	62	61	64	65	66	63	63	62	61	60	64	60	63	63	64
Sport and recreation facilities and services	70	71	70	71	70	68	72	73	72	69	70	66	74	71	71	66	69	70	71
Lords Recreation Centre	76	74	77	76	72	75	80	76	81	74	74	74	68	78	77	71	77	75	76
Playgrounds, parks and reserves	78	78	79	80	79	77	77	79	79	78	79	76	77	74	79	76	78	77	81
Subiaco Library	76	73	79	72	76	75	80	77	82	79	75	71	78	72	78	67	72	77	78
Subiaco Museum	67	64	70	68	63	64	72	69	61	69	68	65	78	62	67	68	67	66	72
Festivals, events, art and cultural activities	76	73	79	80	76	72	74	76	81	76	75	70	73	76	76	74	72	77	73
Promoting local history/heritage	71	68	73	75	71	67	70	70	76	76	71	67	73	67	71	71	70	71	71
Community safety / crime prevention	58	57	59	60	57	56	59	55	64	60	60	59	58	64	58	61	61	56	64
SENTIMENT (% Total Agree)																			
Clear and well communicated vision for the area	38	34	42	42	37	32	42	40	43	44	36	31	32	44	41	30	39	38	40
Good understanding of community needs	42	40	45	44	40	38	46	43	43	44	37	37	48	43	46	31	47	41	44
City listens to and respects views	35	32	37	40	35	29	35	34	37	43	34	22	33	39	36	34	39	34	38
City clearly explains reasons for decisions	28	27	29	31	26	23	31	29	36	33	27	24	37	35	31	19	27	28	30

Summary of community variances

	Total	Male	Female	18-34 years	35-49 years	50-64 years	65+ years	No children	Have child 0-5	Have child 6-12	Have child 13-17	Have child 18+	Disability	LOTE	Homeowner	Renting / other	Daglish-Jolimont	Shenton Park	Subiaco	
PLACE																				
Responsible growth and development	52	51	54	58	53	46	51	53	53	54	54	48	53	54	52	54	54	51	55	
Planning and building approvals	43	42	45	48	42	41	43	44	46	48	44	38	44	46	44	43	45	42	47	
Housing	58	55	61	52	59	60	60	59	56	58	60	57	57	55	61	44	54	59	58	
Maintaining the area's heritage and identity	66	63	68	72	67	61	64	66	71	71	66	59	68	64	65	68	66	66	64	
Local roads	68	68	68	74	65	66	68	69	67	66	66	68	69	70	68	71	72	68	67	
Traffic management	59	59	58	64	57	57	58	60	56	57	61	60	55	62	59	60	64	58	58	
Parking management	47	48	47	53	46	44	46	47	50	52	54	45	49	62	47	46	51	47	48	
Footpaths and cycleways	59	58	60	65	58	59	56	60	57	61	63	60	60	62	59	61	66	59	57	
Streetscapes	67	65	69	73	69	65	62	67	71	74	70	61	67	74	67	69	68	68	66	
Lighting	64	65	64	68	64	61	64	65	66	66	64	59	68	72	64	66	61	65	63	
Public transport	80	79	81	80	82	79	80	82	79	84	83	78	80	86	81	79	79	81	79	
PLANET																				
Sustainable practices / climate change	61	60	63	63	62	56	64	62	61	64	64	60	61	67	63	54	63	60	65	
Conservation/environmental management	63	62	65	64	65	60	64	62	64	69	67	65	64	70	65	57	63	63	66	
Tree management	62	62	62	66	63	60	61	63	61	69	65	60	60	68	63	57	65	62	60	
Waste management	65	65	65	65	62	64	69	67	62	64	60	63	65	72	65	64	66	64	67	
Animal management (dogs and cats)	64	63	66	67	62	64	64	65	59	63	67	67	67	65	64	64	59	65	66	
Environmental health management	61	60	62	63	59	60	62	60	63	60	65	62	58	64	62	58	64	59	65	
Emergency management	67	67	68	77	65	63	66	68	70	70	66	63	66	69	67	71	67	67	71	

Summary of community variances

	Total	Male	Female	18-34 years	35-49 years	50-64 years	65+ years	No children	Have child 0-5	Have child 6-12	Have child 13-17	Have child 18+	Disability	LOTE	Homeowner	Renting / other	Daglish-Jolimont	Shenton Park	Subiaco
PROSPERITY																			
Place to visit	75	73	78	76	75	74	75	76	77	77	72	68	71	69	75	75	71	77	73
Efforts to promote the area	68	65	71	74	67	65	67	69	71	73	66	63	67	71	68	68	66	69	69
Subiaco Town Centre development	60	56	64	73	60	52	56	60	68	65	57	51	53	59	59	64	59	60	59
Subiaco Town Centre activations	69	66	73	75	72	65	65	69	75	74	69	61	63	67	70	68	64	71	67
Place to work or operate a business	72	69	76	79	68	68	75	74	72	67	72	70	68	68	71	76	72	72	72
Support for local businesses	60	56	64	72	58	53	60	60	70	59	57	54	52	64	60	62	59	61	60
PERFORMANCE																			
Governing organisation	63	60	66	69	59	60	63	64	67	60	59	59	59	58	63	64	65	63	64
Leadership by the Mayor and Councillors	57	55	60	58	54	56	61	59	54	60	62	54	56	54	59	48	57	57	62
Consultation	51	50	54	54	50	49	53	51	56	55	55	50	52	50	53	46	53	49	57
Communication	59	58	61	67	57	57	59	59	65	64	59	56	56	59	60	55	61	59	61
Value for money from Council rates	55	54	56	56	56	51	57	55	62	58	51	50	56	58	55	55	60	55	53
Customer service	58	55	60	60	56	57	60	57	62	63	60	57	61	53	59	48	61	57	61
Subiaco Scene	64	60	68	58	61	65	67	65	58	67	63	61	64	64	65	57	65	62	68
Talk about Subi	70	67	73	62	70	70	72	71	62	73	69	66	70	69	71	64	68	69	74
City's e-newsletters	67	63	71	73	67	66	66	66	74	70	67	63	70	63	68	62	72	66	71
City website	60	58	62	68	57	58	60	61	64	61	57	56	59	58	61	58	62	59	63
See Subiaco website	66	61	70	77	65	60	62	66	73	66	66	59	61	63	66	66	62	67	64
Social media presence	60	51	66	68	61	53	53	60	65	60	56	52	65	63	60	60	61	59	61
Have Your Say Subiaco	59	57	62	64	60	57	57	58	66	63	55	56	59	65	60	58	66	57	61

MARKYT community priorities

Other stakeholder groups

MARKYT Community Priorities

Business owners and operators

COMMUNITY PRIORITIES (% of respondents)

Low (<10%)

High (>10%)

Excellent

OPTIMISE

CELEBRATE

KAIZEN

Okay

Terrible

REVIEW

PRIORITISE

0 5 10 15 20 25 30 35 40 45

MARKYT  © 2024

- 1 Youth services and programs
- 2 Family / children services and facilities
- 3 Seniors' services and programs
- 4 Disability access and inclusion
- 5 Aboriginal peoples / cultures respect
- 6 Multiculturalism / cultural diversity
- 7 Volunteer recognition and support
- 8 Health and community services
- 9 Community buildings, halls and toilets
- 10 Sport and recreation
- 11 Playgrounds, parks and reserves
- 12 Subiaco Library
- 13 Festivals, events, art and culture
- 14 Promoting local history/heritage
- 15 Community safety / crime prevention
- 16 Responsible growth and development
- 17 Planning and building approvals
- 18 Housing
- 19 Built heritage and identity
- 20 Local roads
- 21 Traffic management
- 22 Parking management
- 23 Footpaths and cycleways
- 24 Streetscapes
- 25 Lighting
- 26 Public transport
- 27 Sustainability and climate change
- 28 Conservation and environment
- 29 Tree management
- 30 Waste management
- 31 Animal management (dogs and cats)
- 32 Environmental health management
- 33 Emergency management
- 34 Efforts to promote the area
- 35 Subiaco Town Centre development
- 36 Subiaco Town Centre activations
- 37 Support for local businesses
- 38 Mayor and Councillors leadership
- 39 Consultation
- 40 Communication
- 41 Customer service

Q. How would you rate performance in the following areas? Base: All respondents, excludes unsure and no response. (n=varies)

Q. Over the next 10 years, which areas would you mostly like the City of Subiaco to focus on improving? Base: All respondents, excludes no response (n=119)

MARKYT Community Priorities

Out-of-area ratepayers and visitors

COMMUNITY PRIORITIES (% of respondents)

Low (<10%)

High (>10%)

Excellent

OPTIMISE

CELEBRATE

KAIZEN

Okay

Terrible

REVIEW

PRIORITISE

0 5 10 15 20 25 30 35 40 45

MARKYT  © 2024

- 1 Youth services and programs
- 2 Family / children services and facilities
- 3 Seniors' services and programs
- 4 Disability access and inclusion
- 5 Aboriginal peoples / cultures respect
- 6 Multiculturalism / cultural diversity
- 7 Volunteer recognition and support
- 8 Health and community services
- 9 Community buildings, halls and toilets
- 10 Sport and recreation
- 11 Playgrounds, parks and reserves
- 12 Subiaco Library
- 13 Festivals, events, art and culture
- 14 Promoting local history/heritage
- 15 Community safety / crime prevention
- 16 Responsible growth and development
- 17 Planning and building approvals
- 18 Housing
- 19 Built heritage and identity
- 20 Local roads
- 21 Traffic management
- 22 Parking management
- 23 Footpaths and cycleways
- 24 Streetscapes
- 25 Lighting
- 26 Public transport
- 27 Sustainability and climate change
- 28 Conservation and environment
- 29 Tree management
- 30 Waste management
- 31 Animal management (dogs and cats)
- 32 Environmental health management
- 33 Emergency management
- 34 Efforts to promote the area
- 35 Subiaco Town Centre development
- 36 Subiaco Town Centre activations
- 37 Support for local businesses
- 38 Mayor and Councillors leadership
- 39 Consultation
- 40 Communication
- 41 Customer service

Q. How would you rate performance in the following areas? Base: All respondents, excludes unsure and no response. (n=varies)

Q. Over the next 10 years, which areas would you mostly like the City of Subiaco to focus on improving? Base: All respondents, excludes no response (n=59)

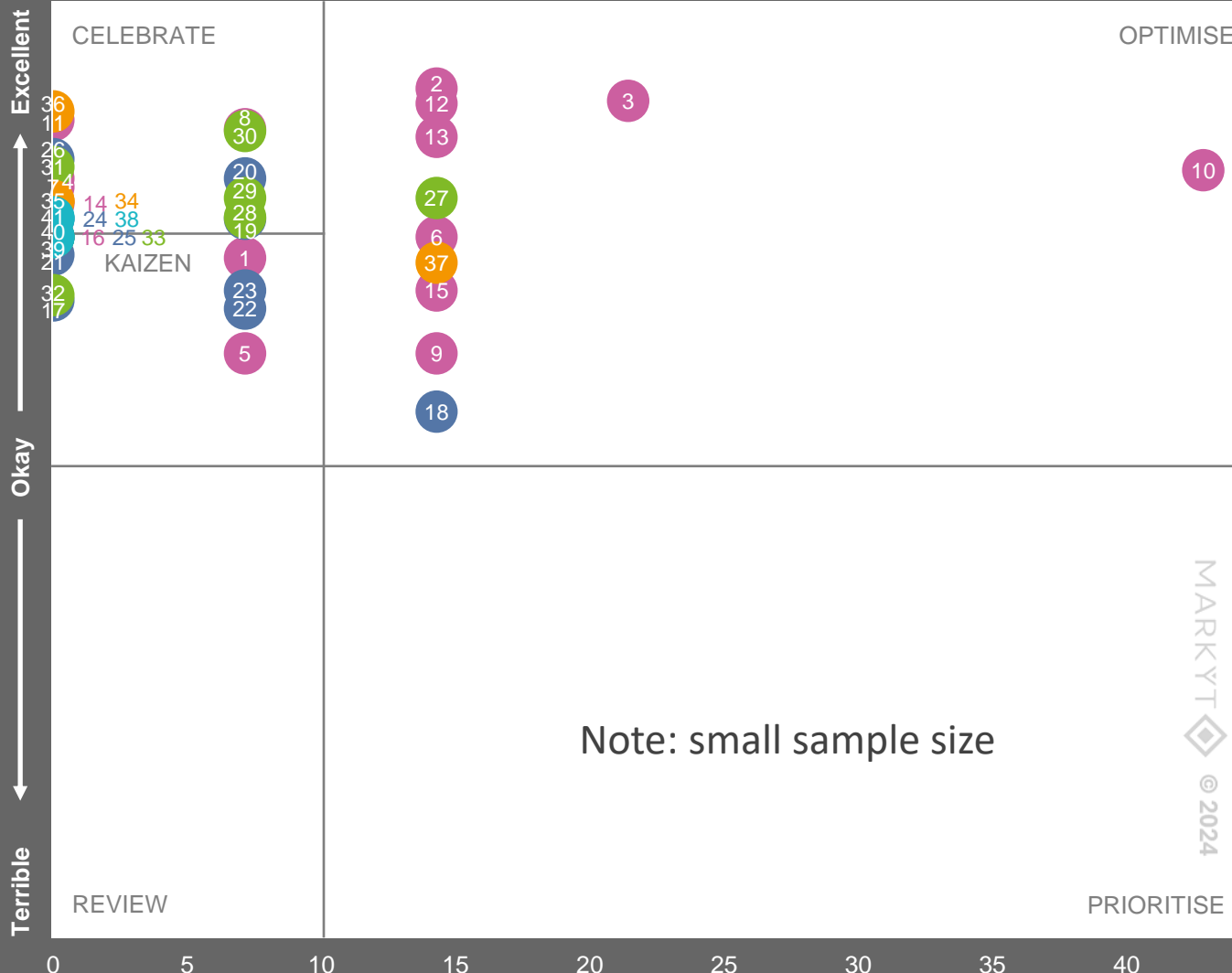
MARKYT Community Priorities

Elected Members and City employees

COMMUNITY PRIORITIES (% of respondents)

Low (<10%)

High (>10%)



Note: small sample size

MARKYT  © 2024

- 1 Youth services and programs
- 2 Family / children services and facilities
- 3 Seniors' services and programs
- 4 Disability access and inclusion
- 5 Aboriginal peoples / cultures respect
- 6 Multiculturalism / cultural diversity
- 7 Volunteer recognition and support
- 8 Health and community services
- 9 Community buildings, halls and toilets
- 10 Sport and recreation
- 11 Playgrounds, parks and reserves
- 12 Subiaco Library
- 13 Festivals, events, art and culture
- 14 Promoting local history/heritage
- 15 Community safety / crime prevention
- 16 Responsible growth and development
- 17 Planning and building approvals
- 18 Housing
- 19 Built heritage and identity
- 20 Local roads
- 21 Traffic management
- 22 Parking management
- 23 Footpaths and cycleways
- 24 Streetscapes
- 25 Lighting
- 26 Public transport
- 27 Sustainability and climate change
- 28 Conservation and environment
- 29 Tree management
- 30 Waste management
- 31 Animal management (dogs and cats)
- 32 Environmental health management
- 33 Emergency management
- 34 Efforts to promote the area
- 35 Subiaco Town Centre development
- 36 Subiaco Town Centre activations
- 37 Support for local businesses
- 38 Mayor and Councillors leadership
- 39 Consultation
- 40 Communication
- 41 Customer service

Q. How would you rate performance in the following areas? Base: All respondents, excludes unsure and no response. (n=varies)

Q. Over the next 10 years, which areas would you mostly like the City of Subiaco to focus on improving? Base: All respondents, excludes no response (n=14)



www.catalyse.com.au

Office 3, 996 Hay Street, Perth WA 6000

PO Box 8007, Cloisters Square WA 6850

Phone +618 9226 5674

Email: info@catalyse.com.au

ABN 20 108 620 855

MARKYT 