

THOMAS DAMBO'S BILLE BOB GIANT

Hello Parents and Carers

This is a social story to help you plan and prepare for your visit to Thomas Dambo's Bille Bob Giant.

We've included descriptions of the site so that children and young adults can enjoy the experience as much as possible when they visit. We've also included photographs, so you don't have to visit the site in advance.

Hats and sunscreen are necessary. It will be hot in summer so we recommend you plan for the most comfortable time of day to be there.

As parking in the City of Subiaco can be hard to find sometimes, there is no 'one way' to find Bille Bob. So whatever direction you are coming from, our instructions will still apply.

Bille Bob is located in Theatre Gardens in Subiaco.
The park has multiple flat paths made of concrete.
The Giant is on the grass, on the western side of the
park 20m away from the concrete path.

Transperth buses 97 and 27 travel directly to each
side of the park.



OUR VISIT TO BILLE BOB


On _____ we will visit Bille Bob.

We will travel by _____ and it will
take _____ to get there.


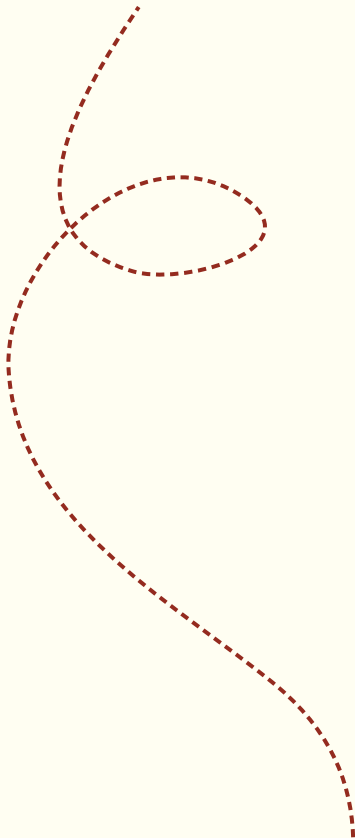
When we arrive we will park the
_____ as close as we can.

There are car parking spaces nearby, but depending on
when we visit, we may have to pay. So we will check the
parking signs carefully.

When we have got out of the
_____ we will go to the nearest
grass area and wait for instructions.




There is a nature playground in the park, as well as BBQs and places to sit.



The accessible all-gender toilets are located on the south side of the Subiaco Arts Centre.



There are lots of shady trees around where the Giant is.



WHAT DOES BILLE BOB LOOK LIKE?

Bille Bob is lost and has fallen asleep. This Giant, 6m long and 2m high, is lying down on its side, with one arm underneath its head while it sleeps, and the other arm shading its eyes from the sun. Nearby there is a big rock with a wooden tablet. It has a poem on it written by the artist Thomas Dambo.